

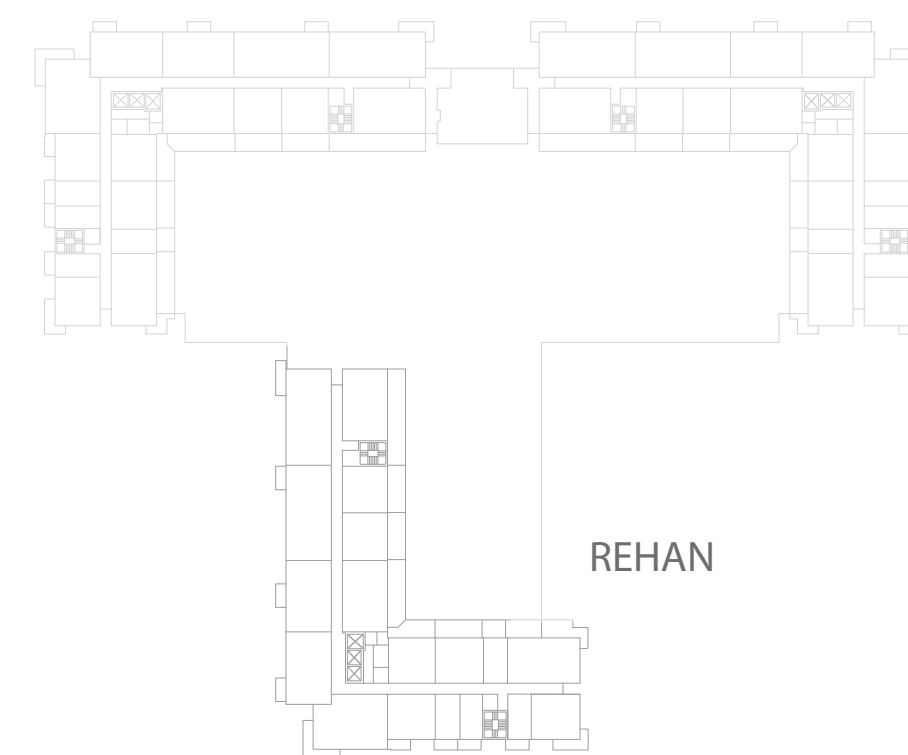
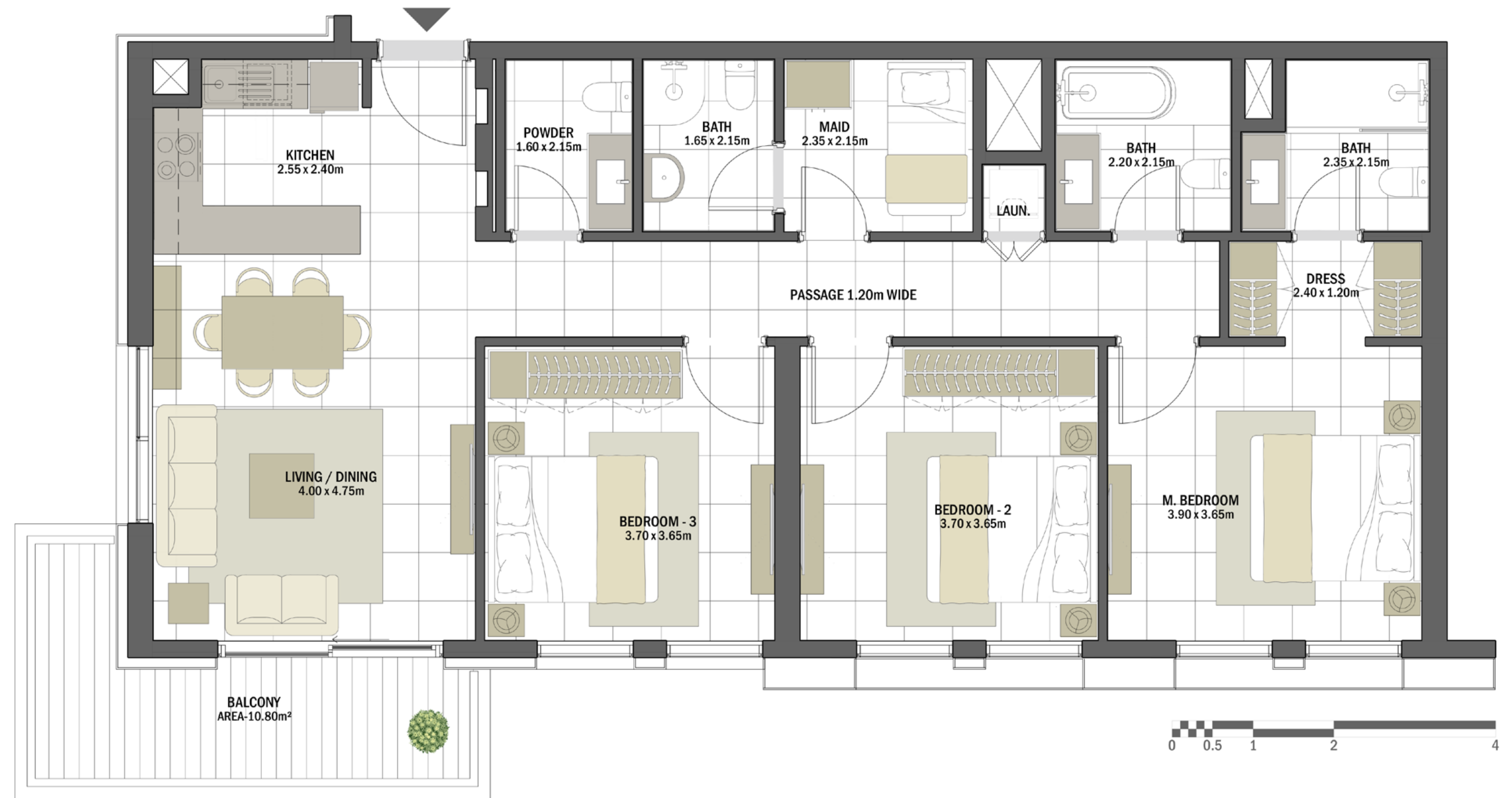
ریچان

REHAN RESIDENCES

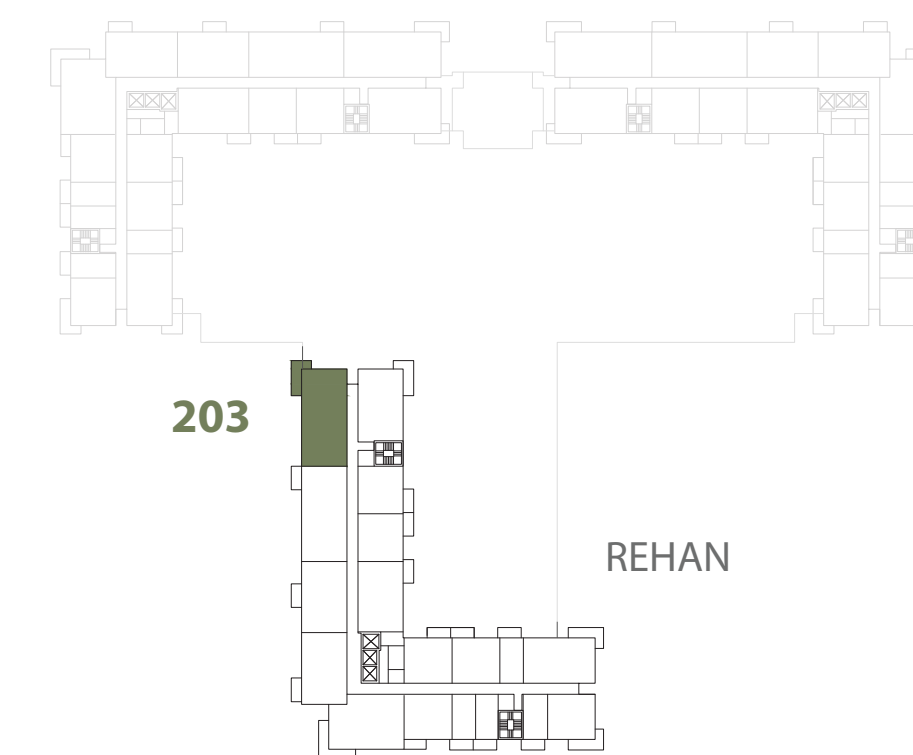
ريحان

REHAN RESIDENCES

3 BEDROOM	REHAN - 3BR-A
UNIT NO.	203, 303, 403, 503, 603, 703, 803, 903
SUITE AREA	121.60 m ² / 1,308.89 ft ²
BALCONY AREA	10.80 m ² / 116.25 ft ²
TOTAL AREA	132.40 m ² / 1,425.14 ft ²



LEVEL 01



LEVELS 02-09



جزيرة مريم
MARYAM ISLAND
SHARJAH

Disclaimer

1. All room dimensions are measured to structural elements and exclude all finishes and construction tolerances. 2. All dimensions have been provided by our consultant architects. 3. All materials, dimensions and drawings are approximate. Information is subject to change without notice. 4. Actual suite area may vary from the stated area. Drawings not to scale. The developer reserves the right to make revisions. 5. Calculation of suite area is measured as the area bounded by the centre line of the demising or partition walls separating one unit from another unit, the exterior face of all exterior walls, and the exterior face of the corridor wall enclosing the adjoining unit. 6. Calculation of balcony area is measured as the area bounded by the centre line of the demising or partition walls separating one unit from another unit, the outmost face of the enclosing guard and the external face of the unit adjoining the balcony. 7. The units are measured at typical floor in the building. Columns may vary in size depending on the floor level.

ريحان

REHAN RESIDENCES

3 BEDROOM

REHAN - 3BR-B

UNIT NO.

102, 202, 302, 402, 502,
602, 702, 802, 902

SUITE AREA

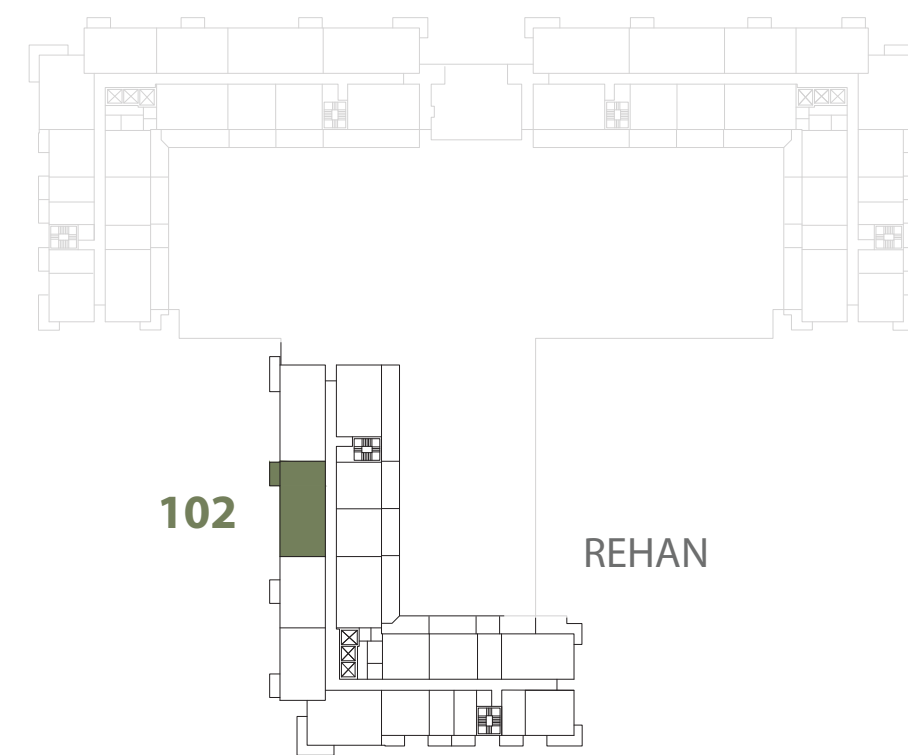
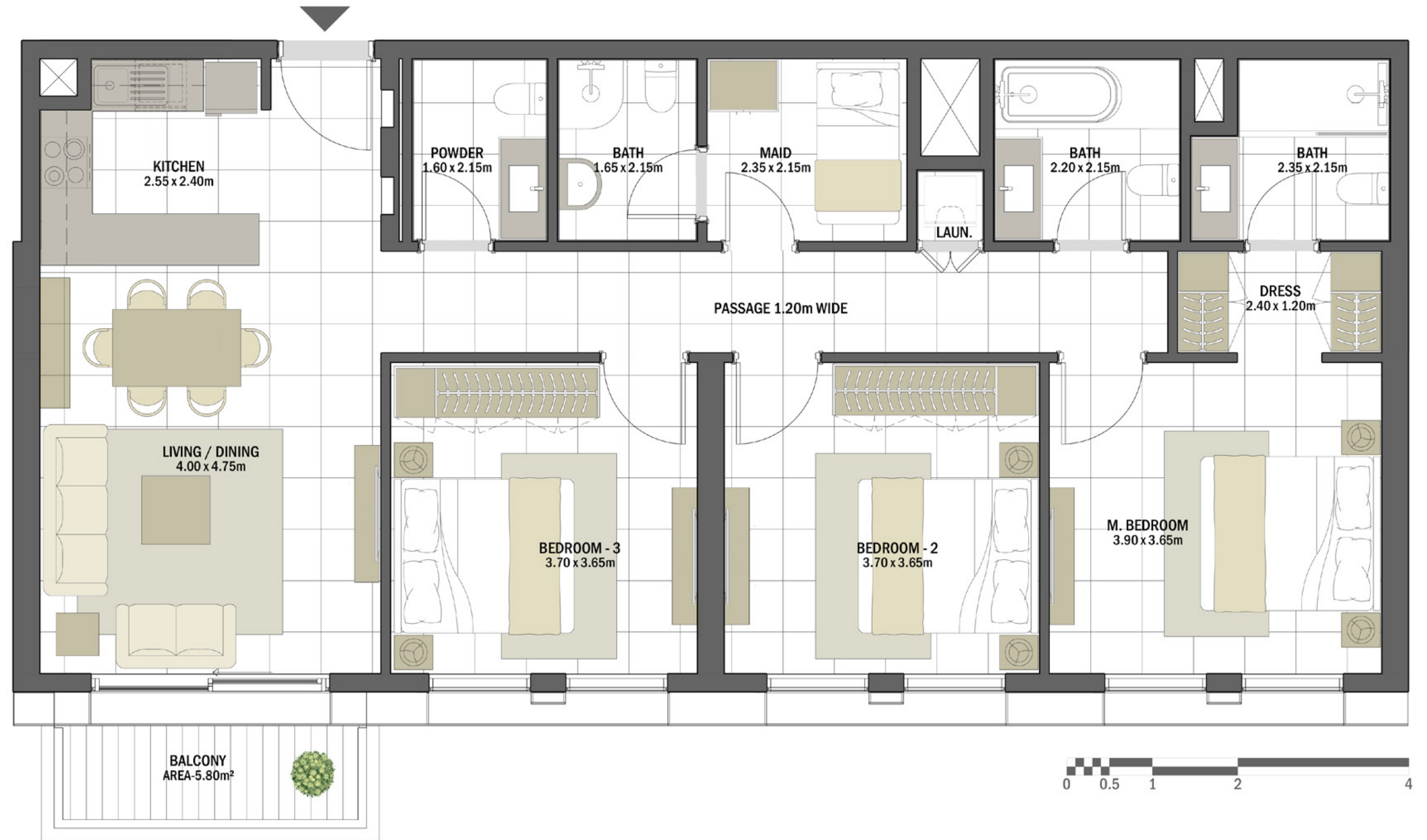
120.30 m² / 1,294.90 ft²

BALCONY AREA

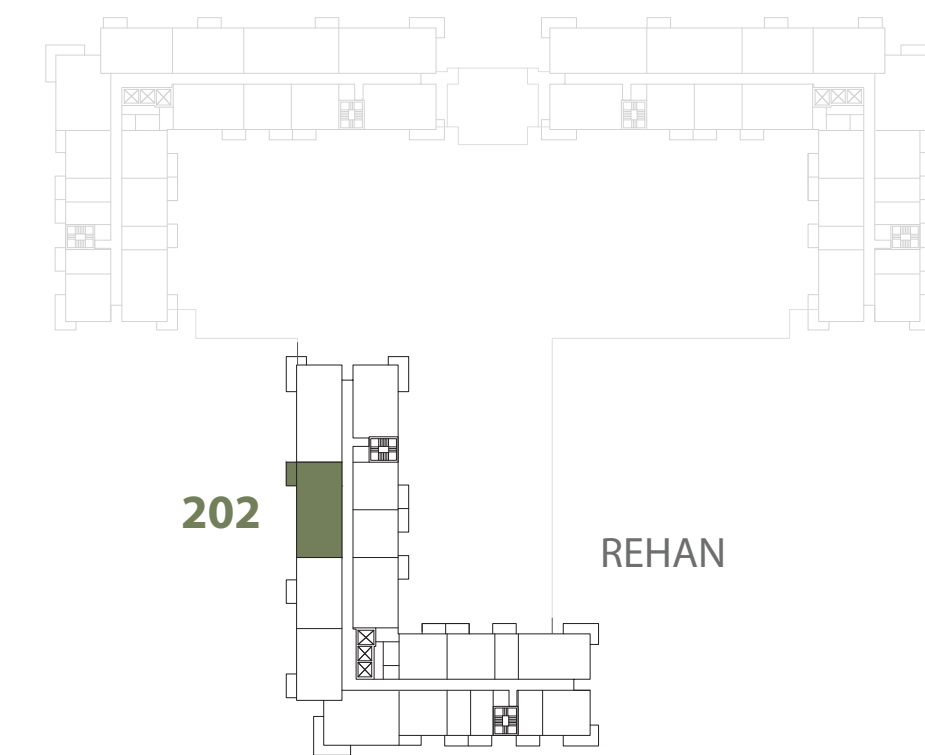
5.80 m² / 62.43 ft²

TOTAL AREA

126.10 m² / 1,357.33 ft²



LEVEL 01



LEVELS 02-09



N



EAGLE
HILLS
ABU DHABI



جزيرة مريم
MARYAM ISLAND
SHARJAH

Disclaimer

1. All room dimensions are measured to structural elements and exclude all finishes and construction tolerances. 2. All dimensions have been provided by our consultant architects. 3. All materials, dimensions and drawings are approximate. Information is subject to change without notice. 4. Actual suite area may vary from the stated area. Drawings not to scale. The developer reserves the right to make revisions. 5. Calculation of suite area is measured as the area bounded by the centre line of the demising or partition walls separating one unit from another unit, the exterior face of all exterior walls, and the exterior face of the corridor wall enclosing the adjoining unit. 6. Calculation of balcony area is measured as the area bounded by the centre line of the demising or partition walls separating one unit from another unit, the outmost face of the enclosing guard and the external face of the unit adjoining the balcony. 7. The units are measured at typical floor in the building. Columns may vary in size depending on the floor level.

ريحان

REHAN RESIDENCES

3 BEDROOM

REHAN - 3BR-E

UNIT NO.

103

SUITE AREA

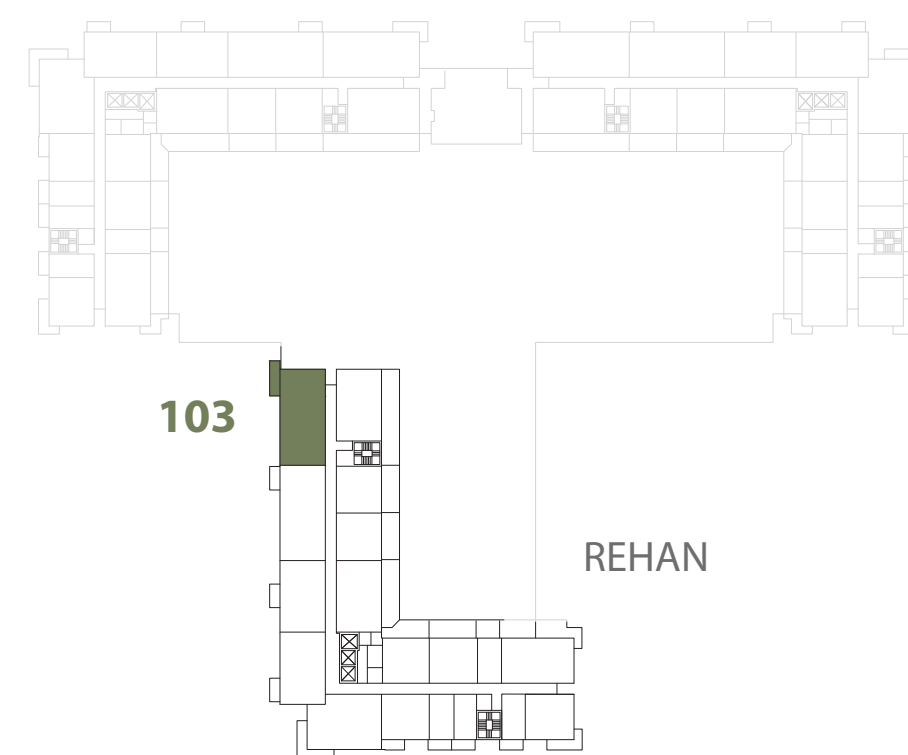
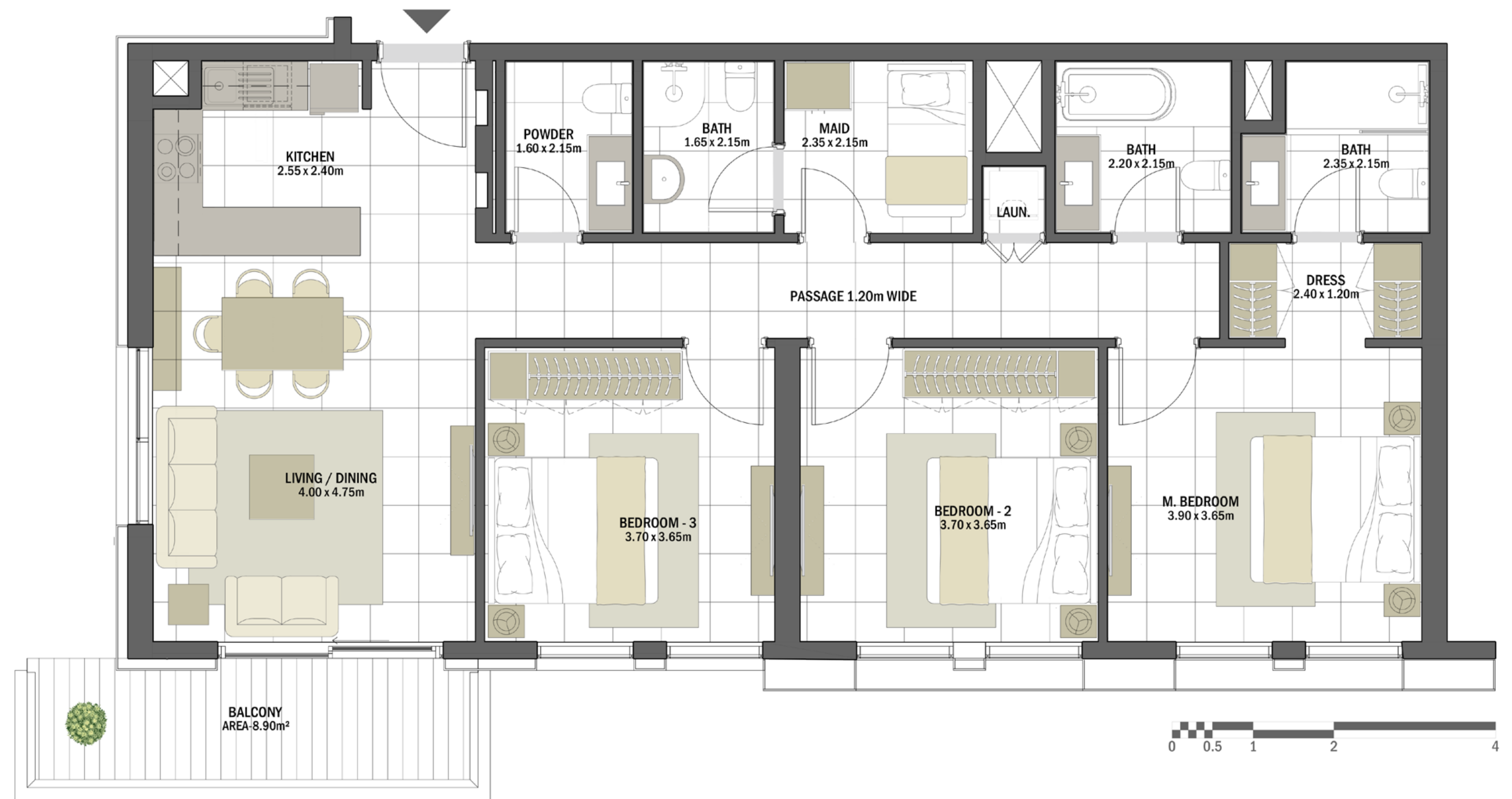
121.60 m² / 1,308.89 ft²

BALCONY AREA

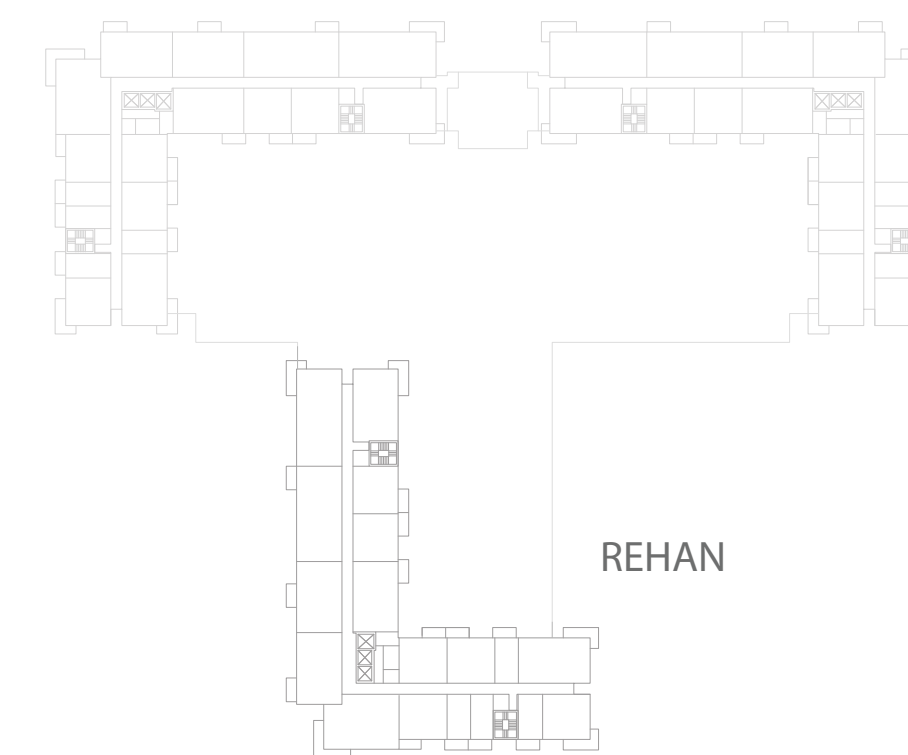
8.90 m² / 95.80 ft²

TOTAL AREA

130.50 m² / 1,404.69 ft²



LEVEL 01



LEVELS 02-09



Disclaimer

1. All room dimensions are measured to structural elements and exclude all finishes and construction tolerances. 2. All dimensions have been provided by our consultant architects. 3. All materials, dimensions and drawings are approximate. Information is subject to change without notice. 4. Actual suite area may vary from the stated area. Drawings not to scale. The developer reserves the right to make revisions. 5. Calculation of suite area is measured as the area bounded by the centre line of the demising or partition walls separating one unit from another unit, the exterior face of all exterior walls, and the exterior face of the corridor wall enclosing the adjoining unit. 6. Calculation of balcony area is measured as the area bounded by the centre line of the demising or partition walls separating one unit from another unit, the outmost face of the enclosing guard and the external face of the unit adjoining the balcony. 7. The units are measured at typical floor in the building. Columns may vary in size depending on the floor level.

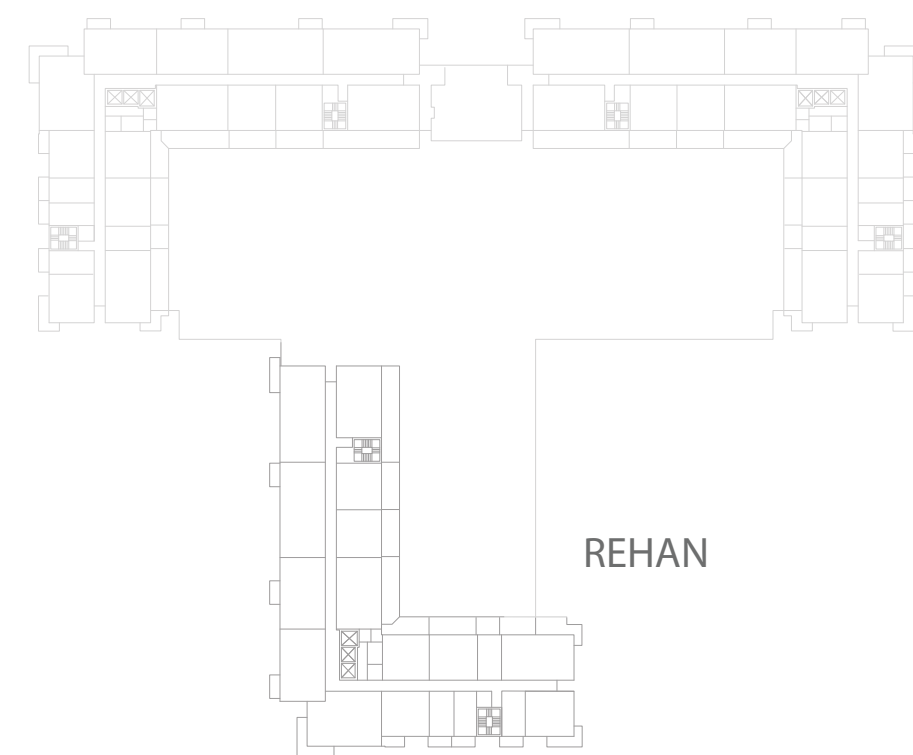
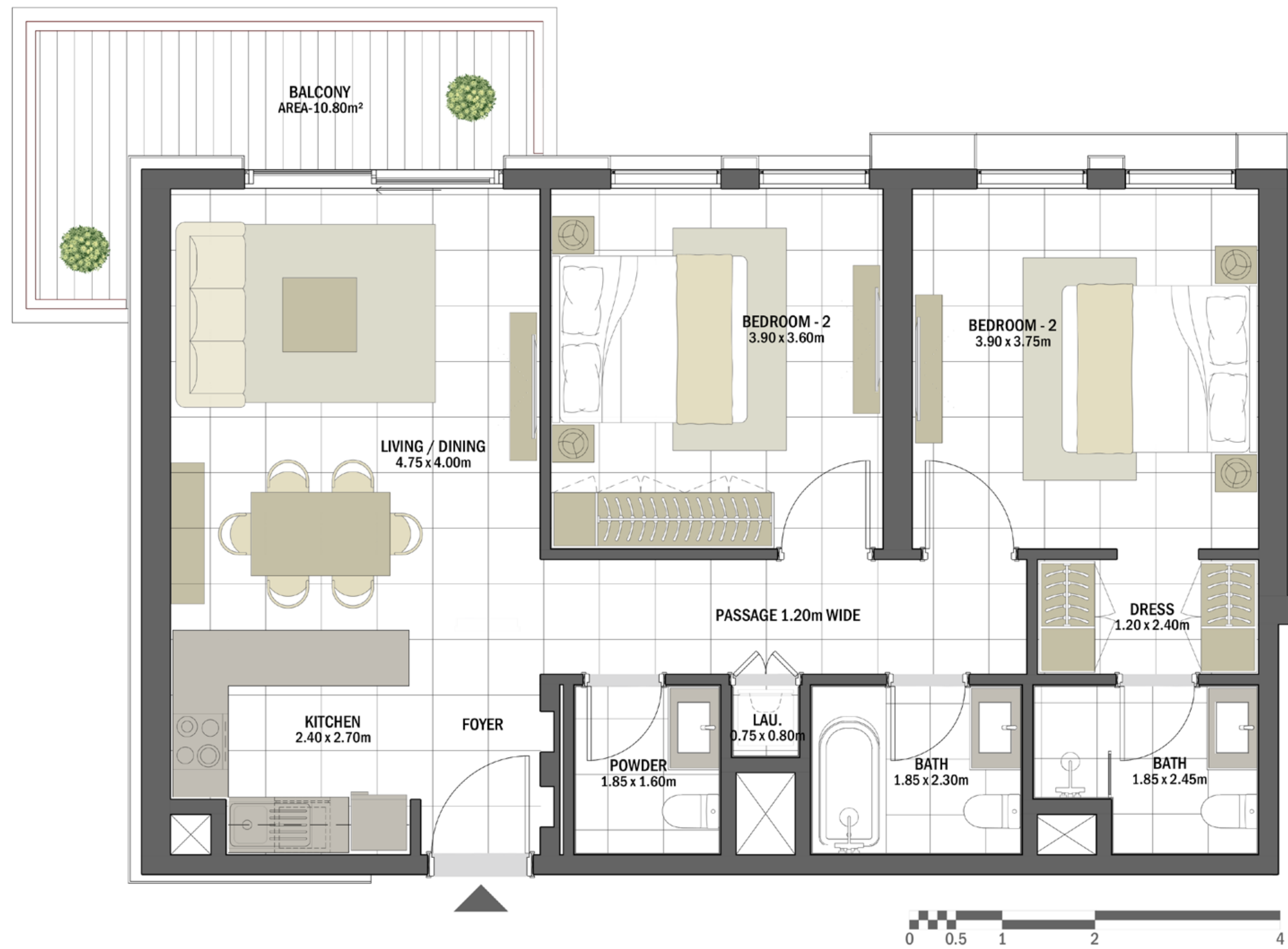


جزيرة مريم
MARYAM ISLAND
SHARJAH

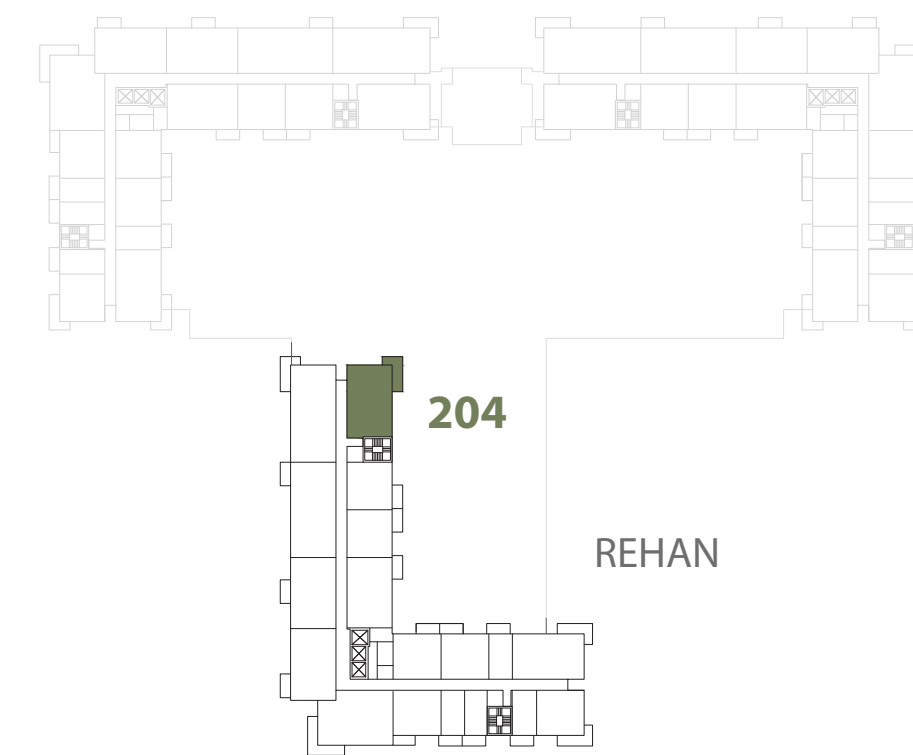
ريحان

REHAN RESIDENCES

2 BEDROOM	REHAN - 2BR-A
UNIT NO.	204, 304, 404, 504, 604, 704, 804, 904
SUITE AREA	92.00 m ² / 990.28 ft ²
BALCONY AREA	10.80 m ² / 116.25 ft ²
TOTAL AREA	102.80 m ² / 1,106.53 ft ²



LEVEL 01



LEVELS 02-09



Disclaimer

1. All room dimensions are measured to structural elements and exclude all finishes and construction tolerances. 2. All dimensions have been provided by our consultant architects. 3. All materials, dimensions and drawings are approximate. Information is subject to change without notice. 4. Actual suite area may vary from the stated area. Drawings not to scale. The developer reserves the right to make revisions. 5. Calculation of suite area is measured as the area bounded by the centre line of the demising or partition walls separating one unit from another unit, the exterior face of all exterior walls, and the exterior face of the corridor wall enclosing the adjoining unit. 6. Calculation of balcony area is measured as the area bounded by the centre line of the demising or partition walls separating one unit from another unit, the outmost face of the enclosing guard and the external face of the unit adjoining the balcony. 7. The units are measured at typical floor in the building. Columns may vary in size depending on the floor level.

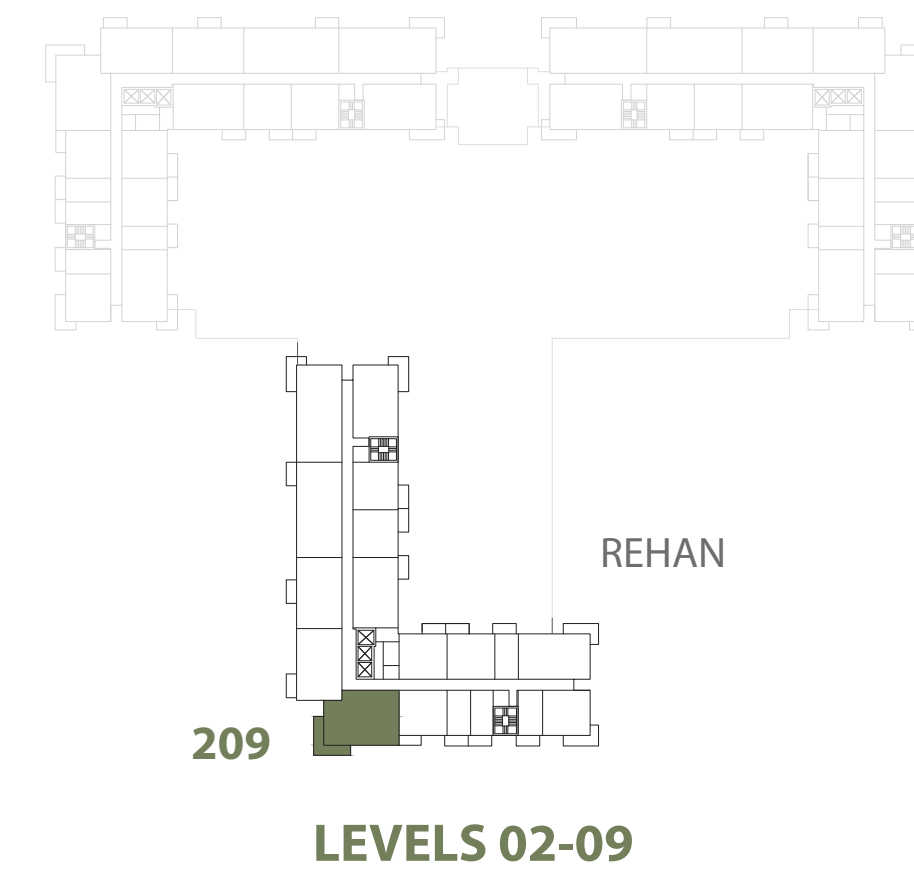
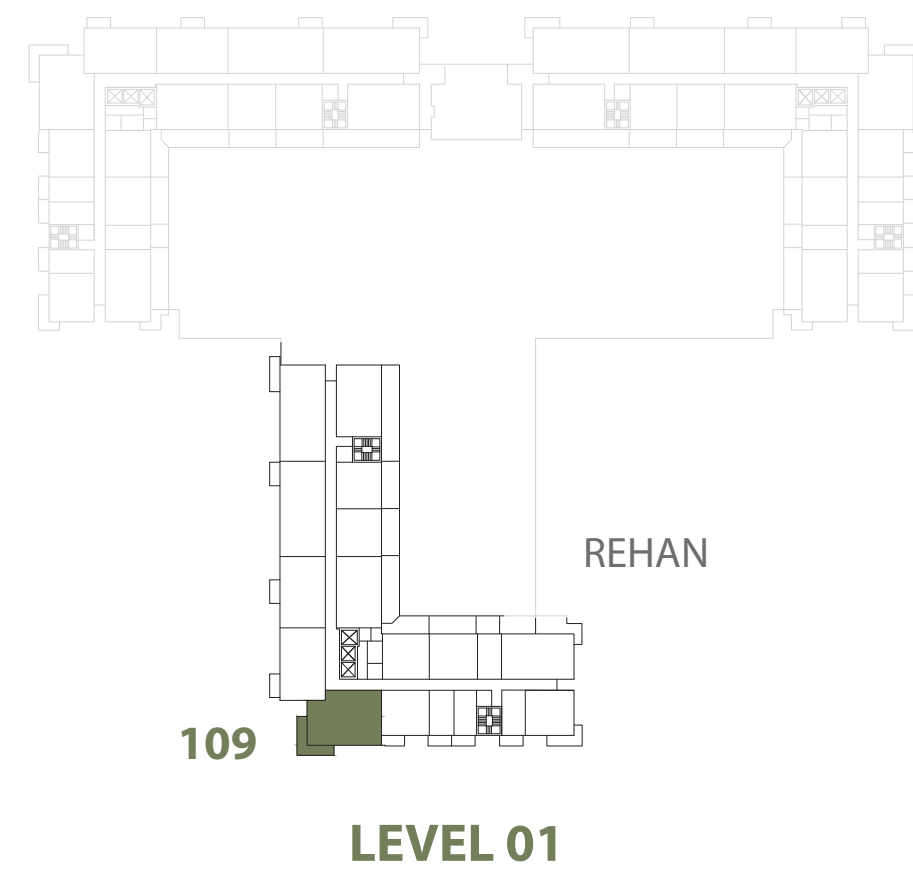


جزيرة مريم
MARYAM ISLAND
SHARJAH

ريحان

REHAN RESIDENCES

2 BEDROOM	REHAN - 2BR-B
UNIT NO.	109, 209, 309, 409, 509, 609, 709, 809, 909
SUITE AREA	104.50 m ² / 1,124.83 ft ²
BALCONY AREA	16.50 m ² / 177.60 ft ²
TOTAL AREA	121.00 m ² / 1,302.43 ft ²



جزيرة مريم
MARYAM ISLAND
SHARJAH

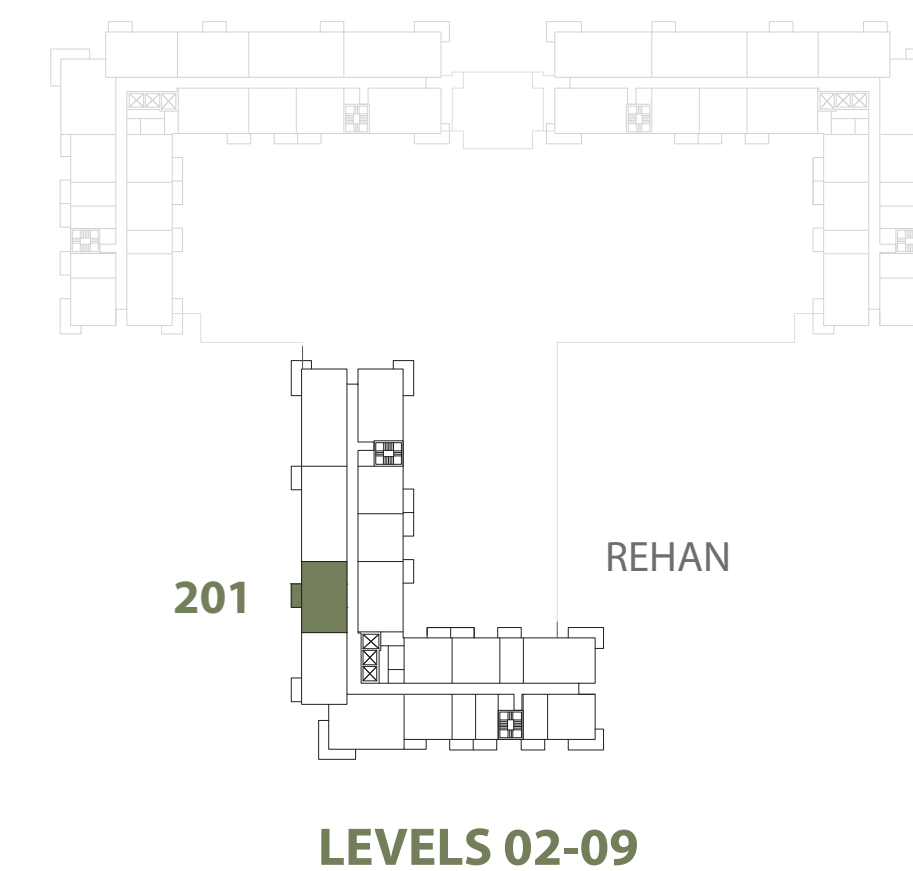
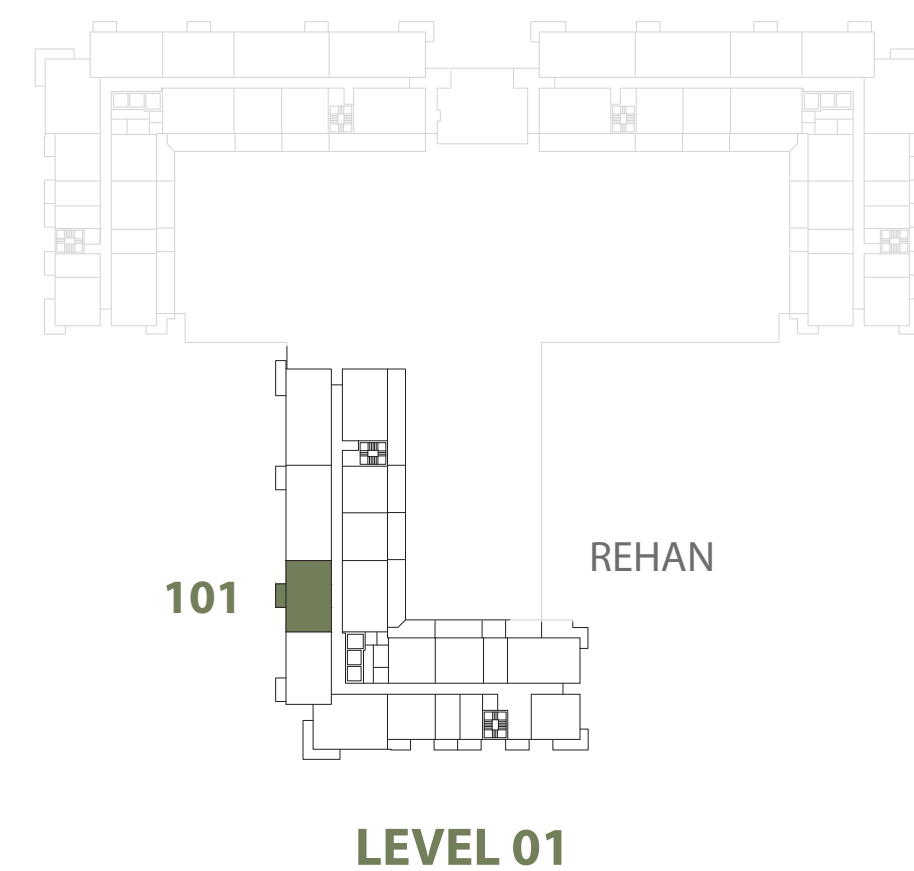
Disclaimer

1. All room dimensions are measured to structural elements and exclude all finishes and construction tolerances. 2. All dimensions have been provided by our consultant architects. 3. All materials, dimensions and drawings are approximate. Information is subject to change without notice. 4. Actual suite area may vary from the stated area. Drawings not to scale. The developer reserves the right to make revisions. 5. Calculation of suite area is measured as the area bounded by the centre line of the demising or partition walls separating one unit from another unit, the exterior face of all exterior walls, and the exterior face of the corridor wall enclosing the adjoining unit. 6. Calculation of balcony area is measured as the area bounded by the centre line of the demising or partition walls separating one unit from another unit, the outmost face of the enclosing guard and the external face of the unit adjoining the balcony. 7. The units are measured at typical floor in the building. Columns may vary in size depending on the floor level.

ريحان

REHAN RESIDENCES

2 BEDROOM	REHAN - 2BR-C
UNIT NO.	101, 201, 301, 401, 501, 601, 701, 801, 901
SUITE AREA	89.90 m ² / 967.67 ft ²
BALCONY AREA	5.80 m ² / 62.43 ft ²
TOTAL AREA	95.70 m ² / 1,030.11 ft ²



جزيرة مريم
MARYAM ISLAND
SHARJAH

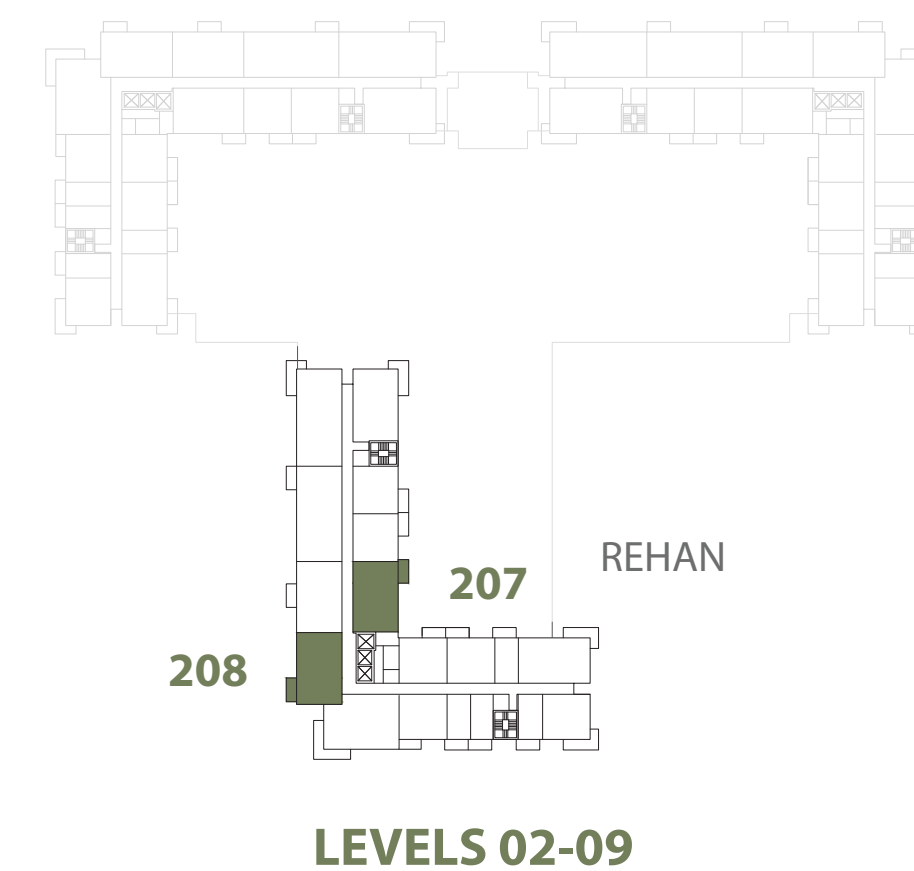
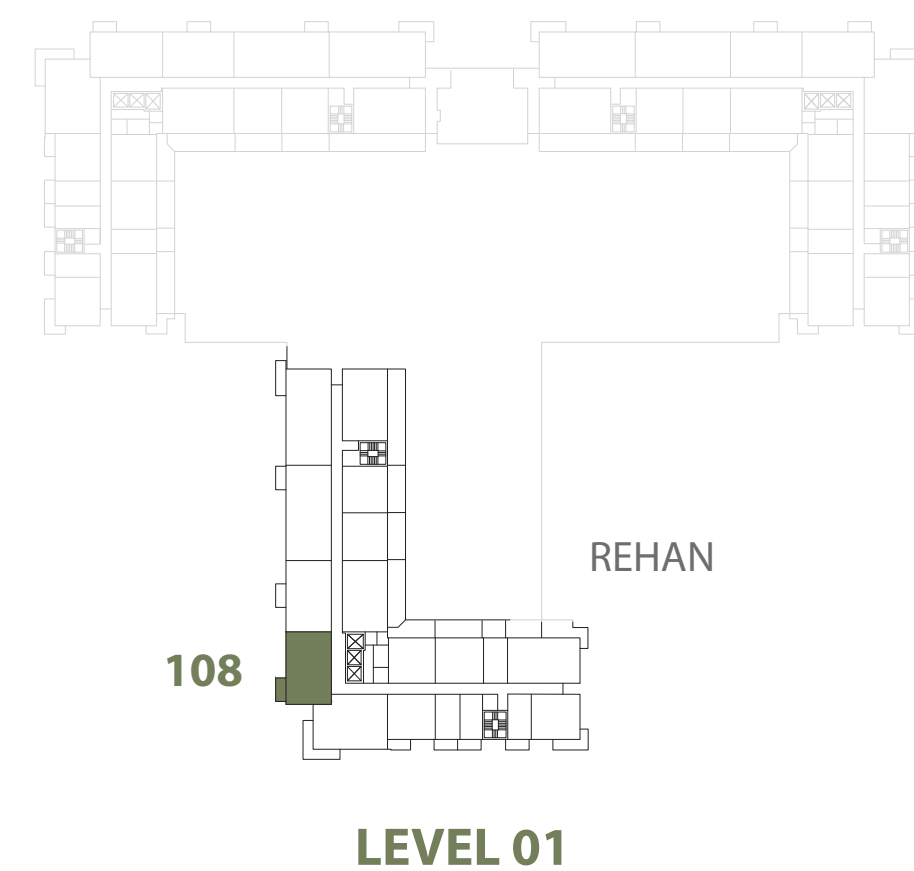
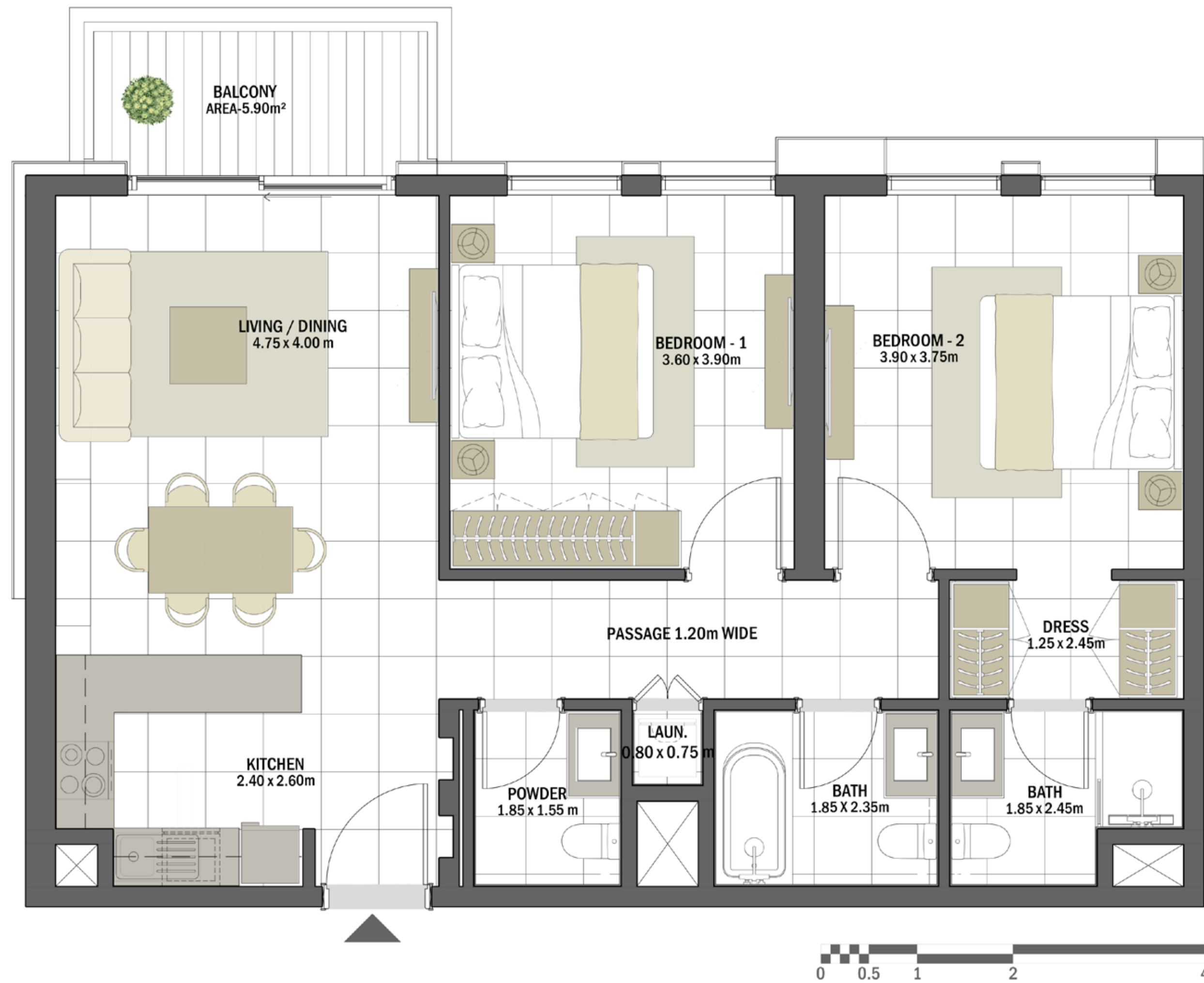
Disclaimer

1. All room dimensions are measured to structural elements and exclude all finishes and construction tolerances. 2. All dimensions have been provided by our consultant architects. 3. All materials, dimensions and drawings are approximate. Information is subject to change without notice. 4. Actual suite area may vary from the stated area. Drawings not to scale. The developer reserves the right to make revisions. 5. Calculation of suite area is measured as the area bounded by the centre line of the demising or partition walls separating one unit from another unit, the exterior face of all exterior walls, and the exterior face of the corridor wall enclosing the adjoining unit. 6. Calculation of balcony area is measured as the area bounded by the centre line of the demising or partition walls separating one unit from another unit, the outmost face of the enclosing guard and the external face of the unit adjoining the balcony. 7. The units are measured at typical floor in the building. Columns may vary in size depending on the floor level.

ريحان

REHAN RESIDENCES

2 BEDROOM	REHAN - 2BR-D
UNIT NO.	108, 208, 308, 408, 508, 608, 708, 808, 908, 207, 307, 407, 507, 607, 707, 807, 907
SUITE AREA	90.60 m ² / 975.21 ft ²
BALCONY AREA	5.90 m ² / 63.51 ft ²
TOTAL AREA	96.50 m ² / 1,038.72 ft ²



Disclaimer

1. All room dimensions are measured to structural elements and exclude all finishes and construction tolerances. 2. All dimensions have been provided by our consultant architects. 3. All materials, dimensions and drawings are approximate. Information is subject to change without notice. 4. Actual suite area may vary from the stated area. Drawings not to scale. The developer reserves the right to make revisions. 5. Calculation of suite area is measured as the area bounded by the centre line of the demising or partition walls separating one unit from another unit, the exterior face of all exterior walls, and the exterior face of the corridor wall enclosing the adjoining unit. 6. Calculation of balcony area is measured as the area bounded by the centre line of the demising or partition walls separating one unit from another unit, the outmost face of the enclosing guard and the external face of the unit adjoining the balcony. 7. The units are measured at typical floor in the building. Columns may vary in size depending on the floor level.

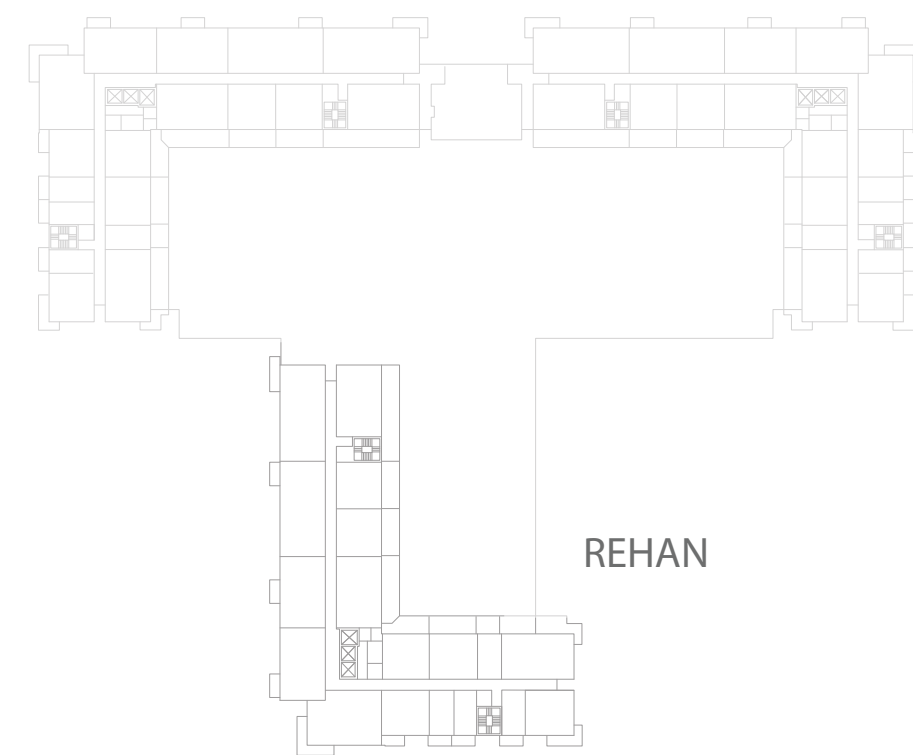
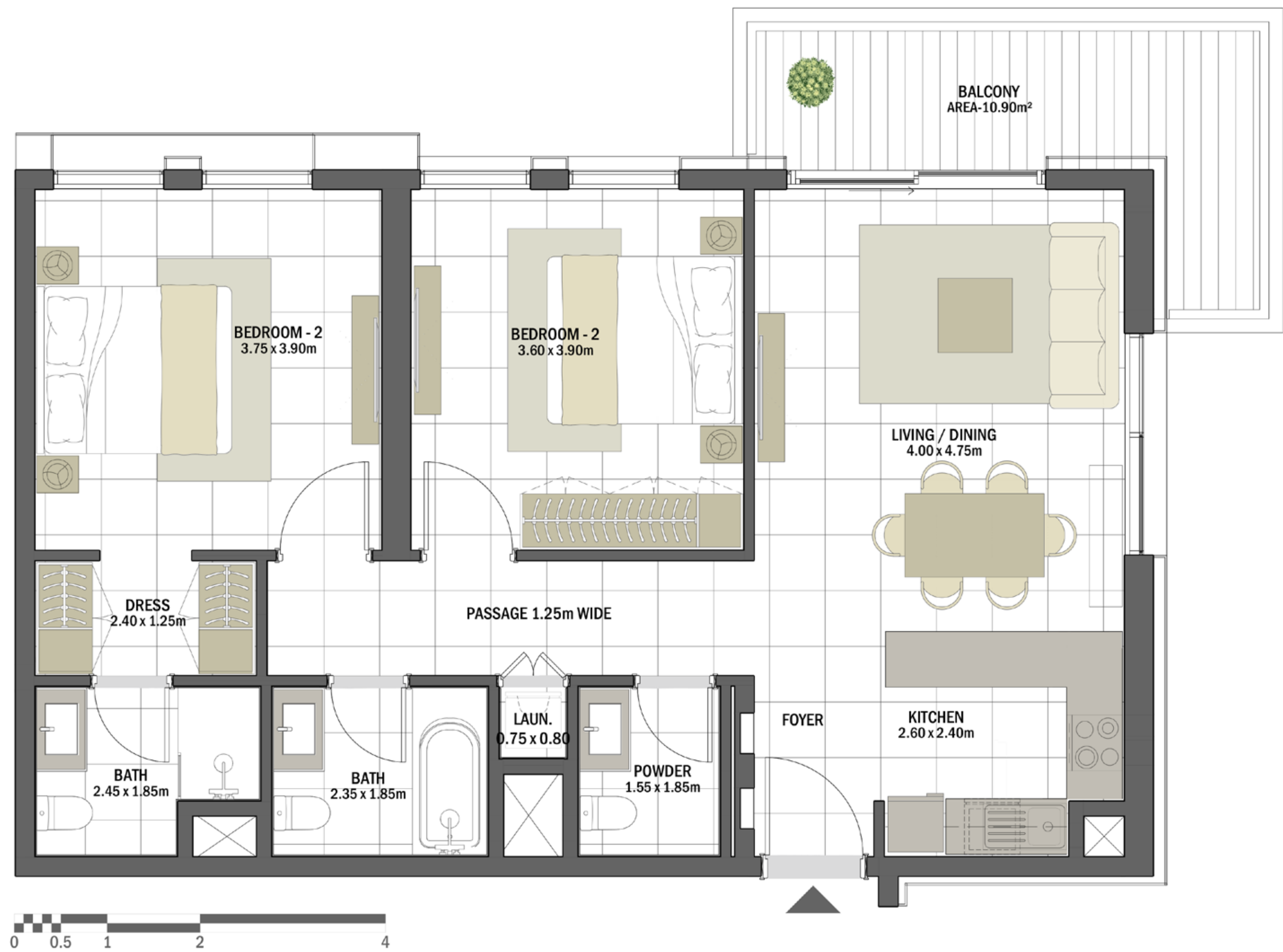


جزيرة مريم
MARYAM ISLAND
SHARJAH

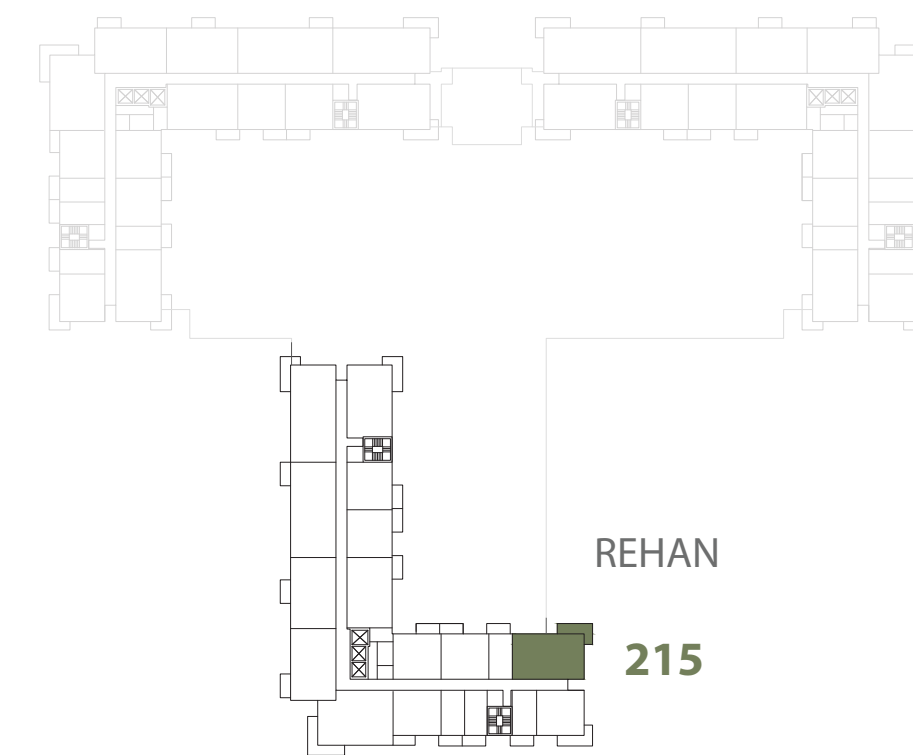
ريحان

REHAN RESIDENCES

2 BEDROOM	REHAN - 2BR-E
UNIT NO.	215, 315, 415, 515, 615, 715, 815, 915
SUITE AREA	91.20 m ² / 981.67 ft ²
BALCONY AREA	10.90 m ² / 117.33 ft ²
TOTAL AREA	102.10 m ² / 1,098.99 ft ²



LEVEL 01



LEVELS 02-09



Disclaimer

1. All room dimensions are measured to structural elements and exclude all finishes and construction tolerances. 2. All dimensions have been provided by our consultant architects. 3. All materials, dimensions and drawings are approximate. Information is subject to change without notice. 4. Actual suite area may vary from the stated area. Drawings not to scale. The developer reserves the right to make revisions. 5. Calculation of suite area is measured as the area bounded by the centre line of the demising or partition walls separating one unit from another unit, the exterior face of all exterior walls, and the exterior face of the corridor wall enclosing the adjoining unit. 6. Calculation of balcony area is measured as the area bounded by the centre line of the demising or partition walls separating one unit from another unit, the outmost face of the enclosing guard and the external face of the unit adjoining the balcony. 7. The units are measured at typical floor in the building. Columns may vary in size depending on the floor level.

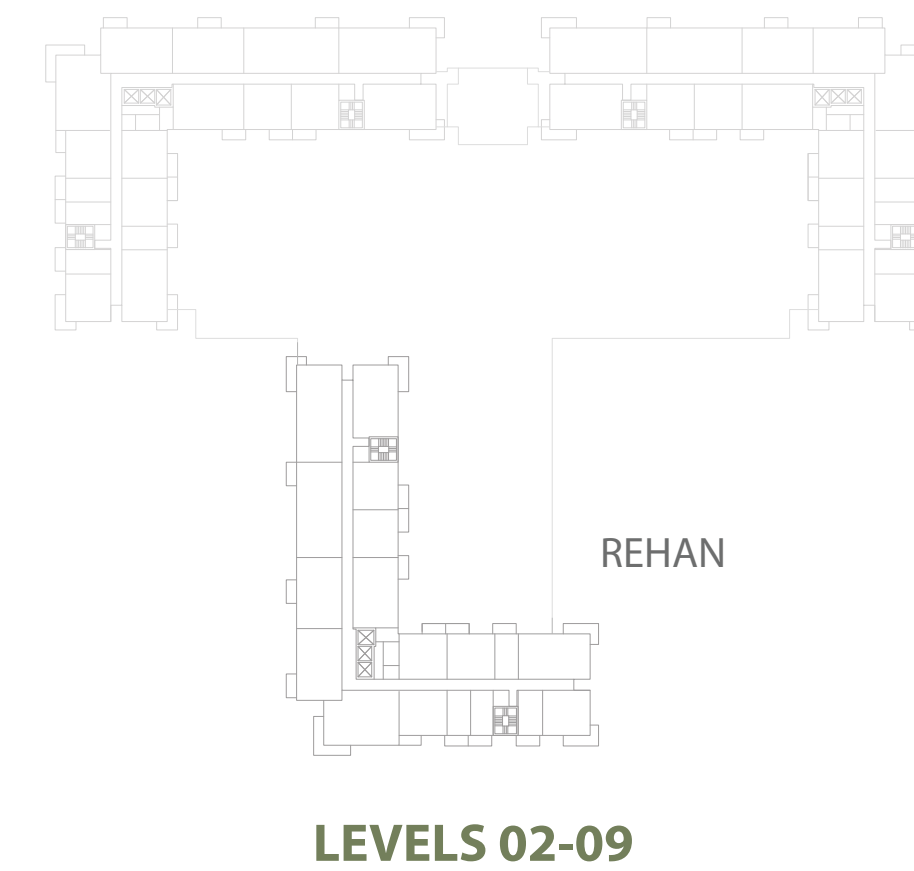
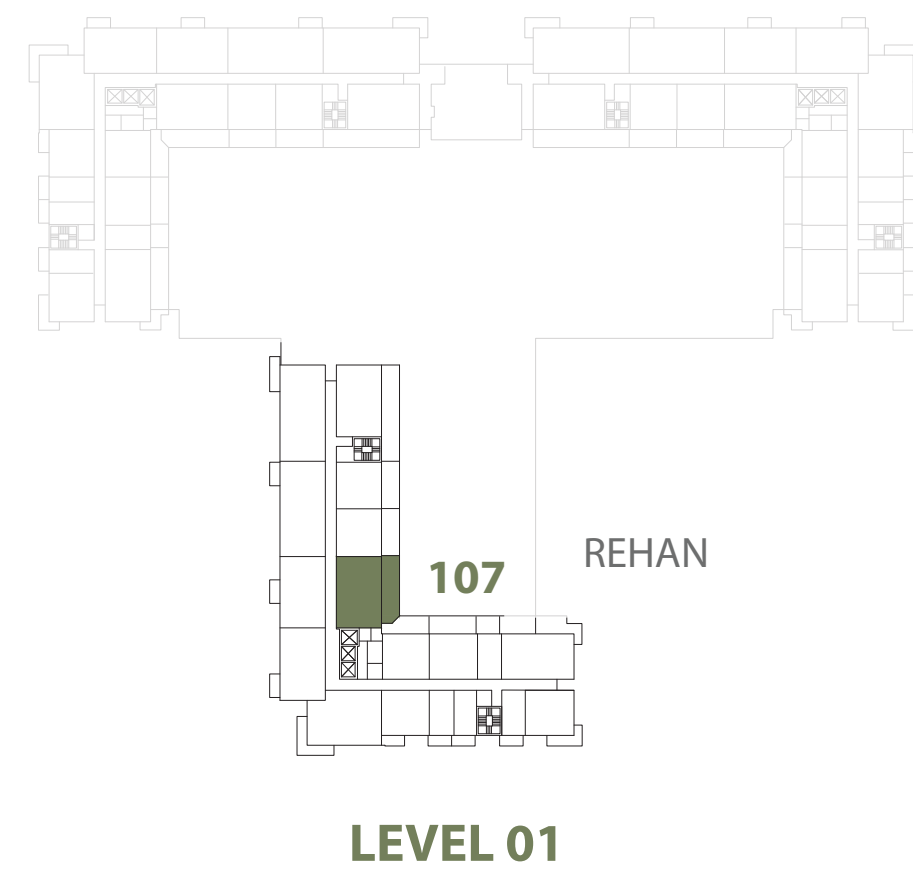


جزيرة مريم
MARYAM ISLAND
SHARJAH

ريحان

REHAN RESIDENCES

2 BEDROOM	REHAN - 2BR-M
UNIT NO.	107
SUITE AREA	91.10 m ² / 980.59 ft ²
TERRACE AREA	33.80 m ² / 363.82 ft ²
TOTAL AREA	124.90 m ² / 1,344.41 ft ²



Disclaimer

1. All room dimensions are measured to structural elements and exclude all finishes and construction tolerances. 2. All dimensions have been provided by our consultant architects. 3. All materials, dimensions and drawings are approximate. Information is subject to change without notice. 4. Actual suite area may vary from the stated area. Drawings not to scale. The developer reserves the right to make revisions. 5. Calculation of suite area is measured as the area bounded by the centre line of the demising or partition walls separating one unit from another unit, the exterior face of all exterior walls, and the exterior face of the corridor wall enclosing the adjoining unit. 6. Calculation of balcony area is measured as the area bounded by the centre line of the demising or partition walls separating one unit from another unit, the outmost face of the enclosing guard and the external face of the unit adjoining the balcony. 7. The units are measured at typical floor in the building. Columns may vary in size depending on the floor level.

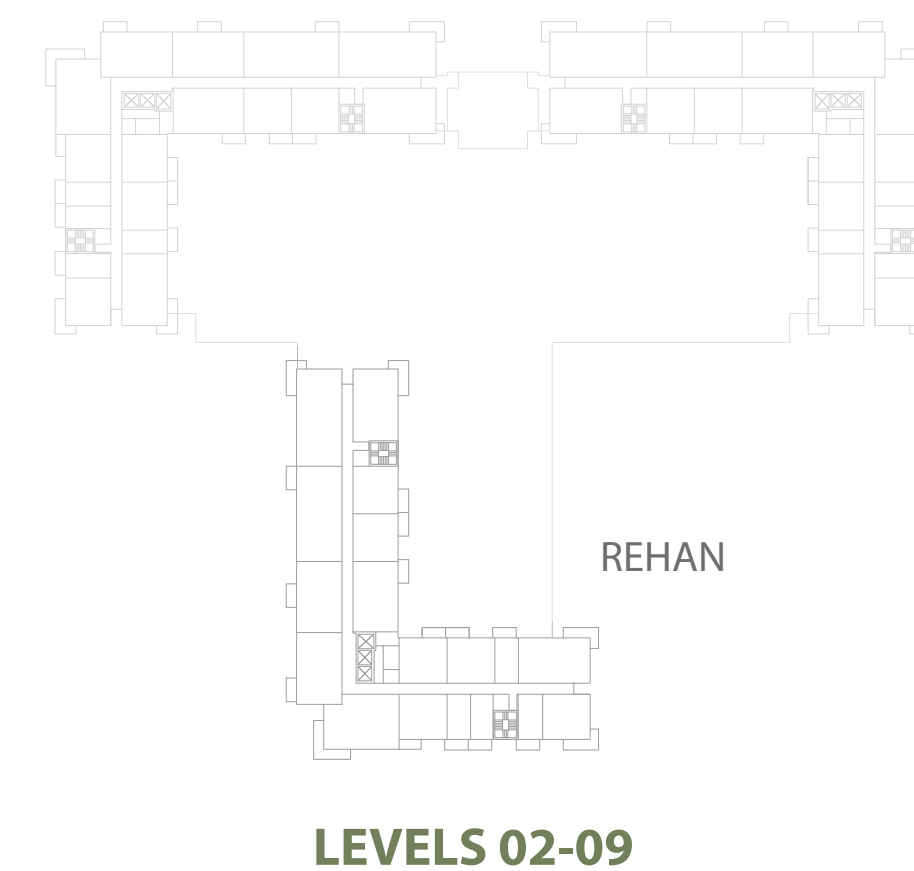
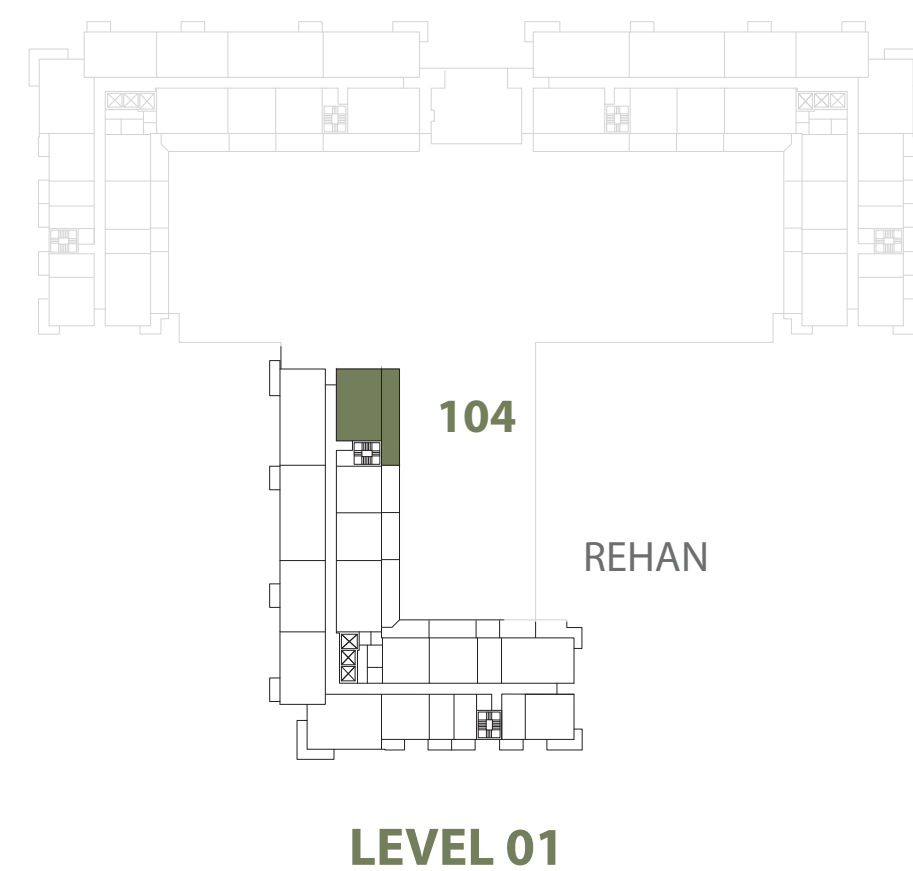


جزيرة مريم
MARYAM ISLAND
SHARJAH

ريحان

REHAN RESIDENCES

2 BEDROOM	REHAN - 2BR-N
UNIT NO.	104
SUITE AREA	92.00 m ² / 990.28 ft ²
TERRACE AREA	49.30 m ² / 530.66 ft ²
TOTAL AREA	141.30 m ² / 1,520.94 ft ²



Disclaimer

1. All room dimensions are measured to structural elements and exclude all finishes and construction tolerances. 2. All dimensions have been provided by our consultant architects. 3. All materials, dimensions and drawings are approximate. Information is subject to change without notice. 4. Actual suite area may vary from the stated area. Drawings not to scale. The developer reserves the right to make revisions. 5. Calculation of suite area is measured as the area bounded by the centre line of the demising or partition walls separating one unit from another unit, the exterior face of all exterior walls, and the exterior face of the corridor wall enclosing the adjoining unit. 6. Calculation of balcony area is measured as the area bounded by the centre line of the demising or partition walls separating one unit from another unit, the outmost face of the enclosing guard and the external face of the unit adjoining the balcony. 7. The units are measured at typical floor in the building. Columns may vary in size depending on the floor level.

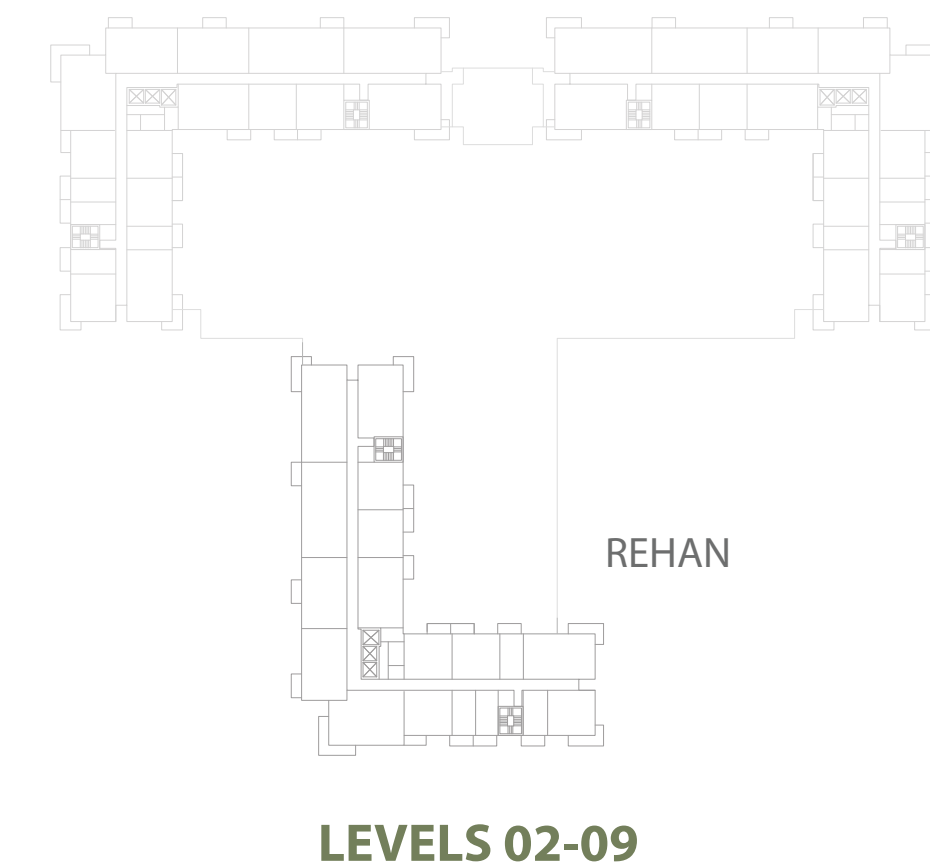
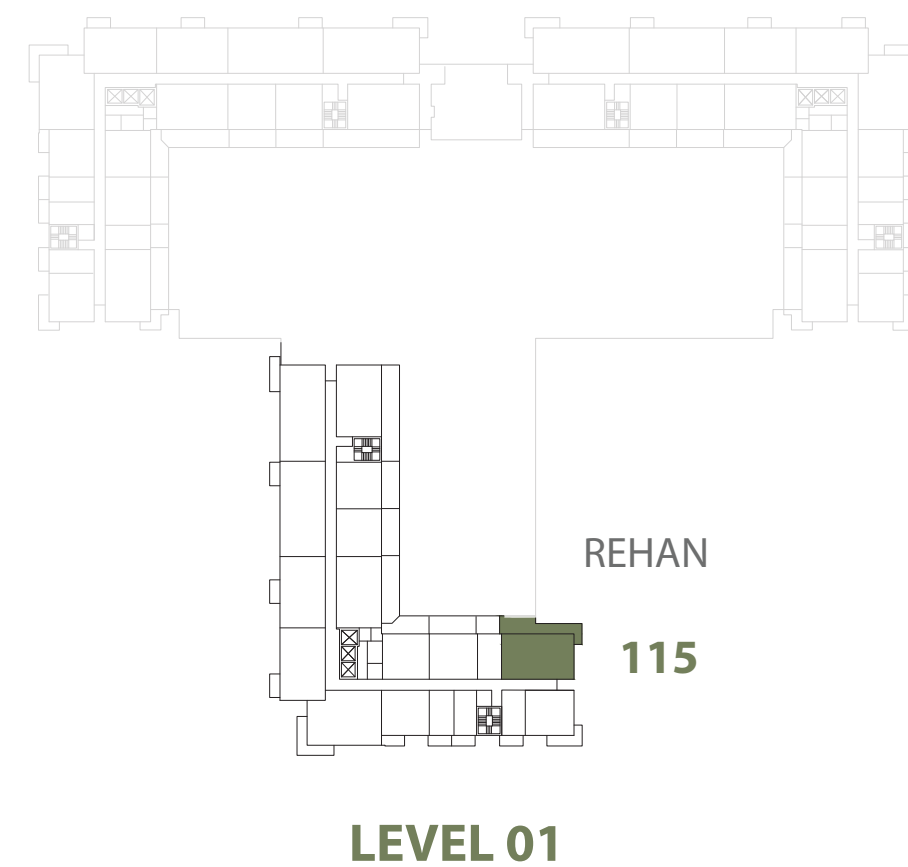
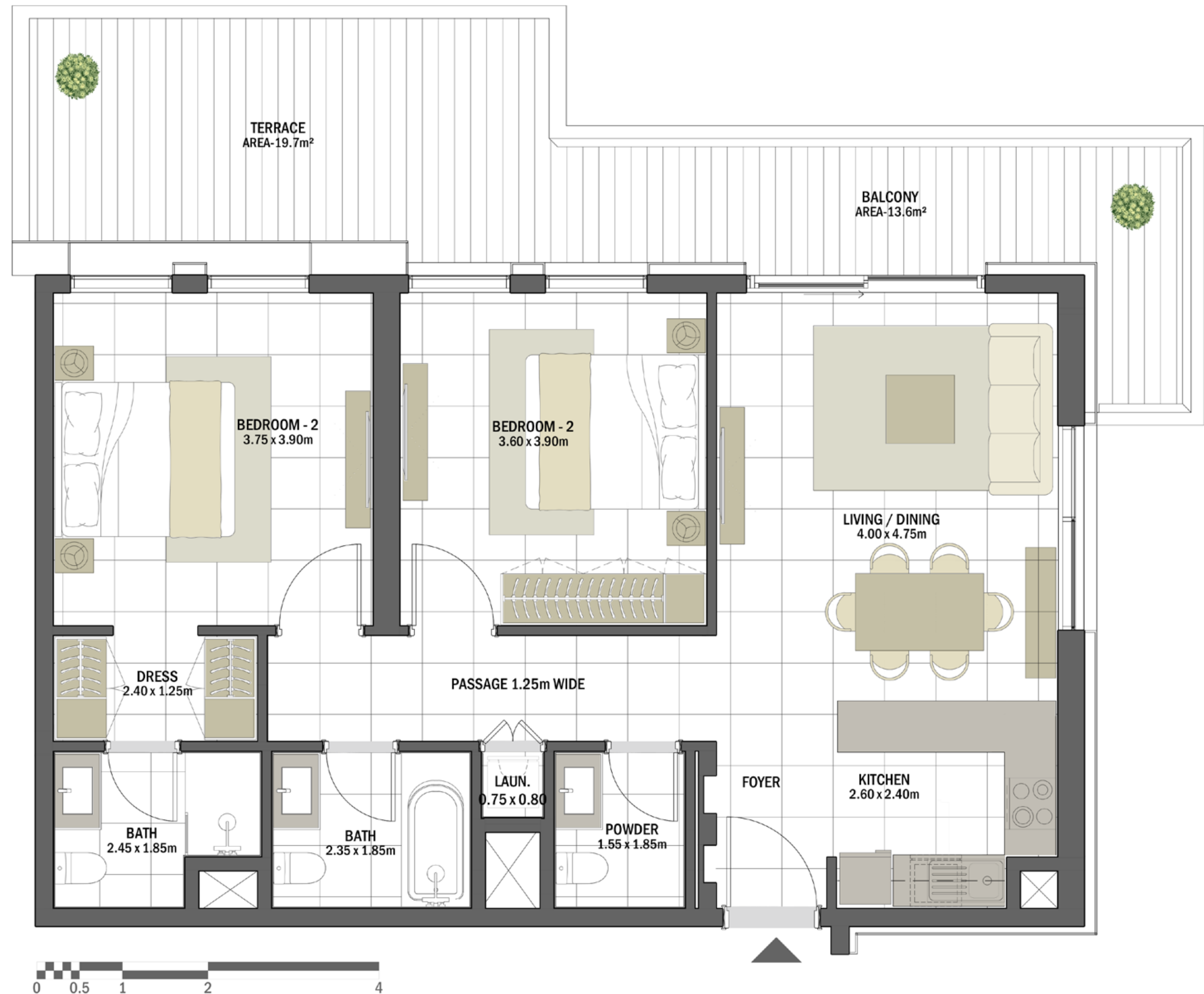


جزيرة مريم
MARYAM ISLAND
SHARJAH

ريحان

REHAN RESIDENCES

2 BEDROOM	REHAN - 2BR-Q
UNIT NO.	115
SUITE AREA	91.20 m ² / 981.67 ft ²
BALCONY AND TERRACE AREAS	13.60 m ² / 146.39 ft ² 19.70 m ² / 212.05 ft ²
TOTAL AREA	124.50 m ² / 1,340.11 ft ²



جزيرة مريم
MARYAM ISLAND
SHARJAH

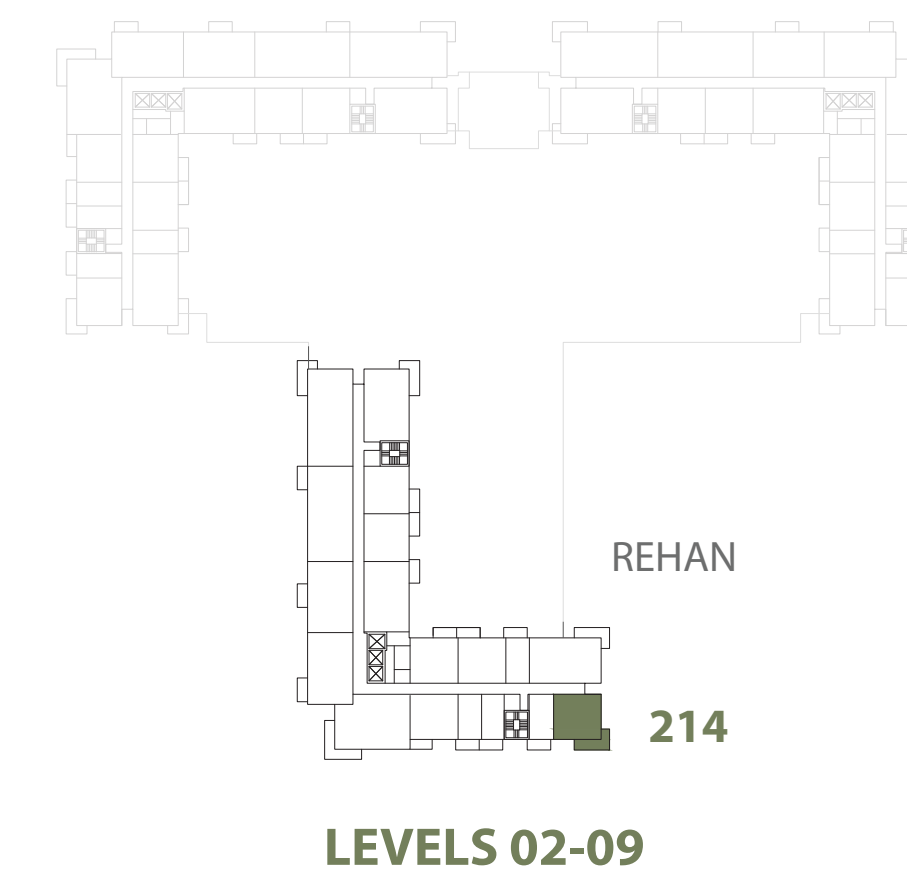
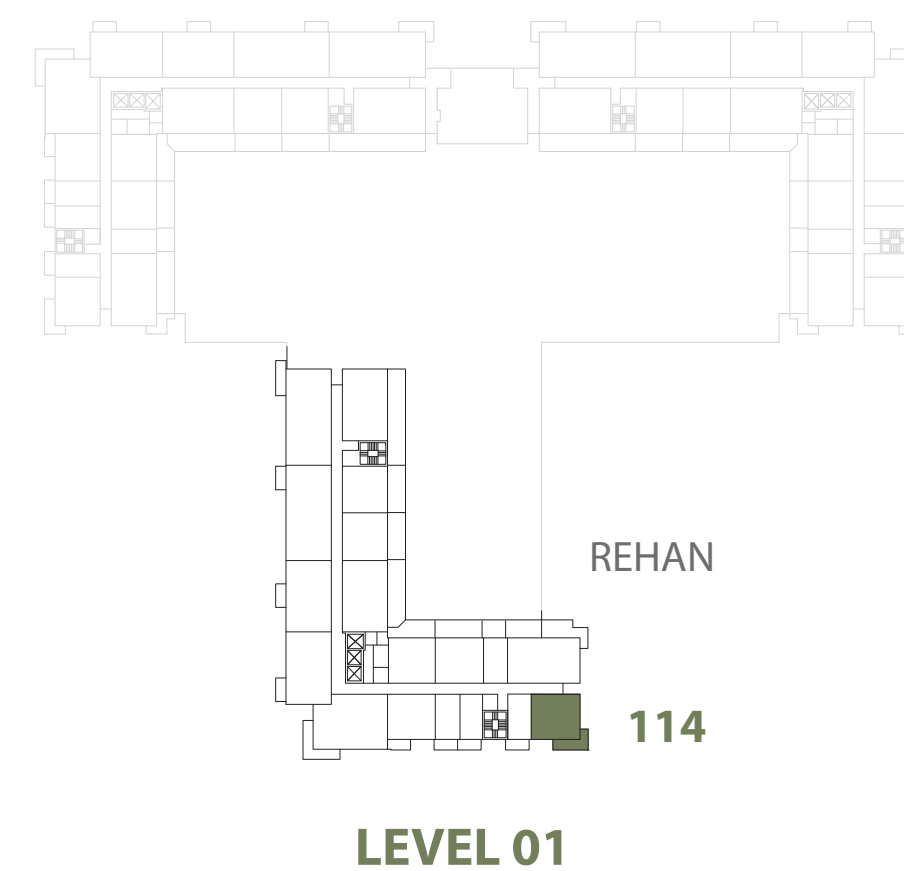
Disclaimer

1. All room dimensions are measured to structural elements and exclude all finishes and construction tolerances. 2. All dimensions have been provided by our consultant architects. 3. All materials, dimensions and drawings are approximate. Information is subject to change without notice. 4. Actual suite area may vary from the stated area. Drawings not to scale. The developer reserves the right to make revisions. 5. Calculation of suite area is measured as the area bounded by the centre line of the demising or partition walls separating one unit from another unit, the exterior face of all exterior walls, and the exterior face of the corridor wall enclosing the adjoining unit. 6. Calculation of balcony area is measured as the area bounded by the centre line of the demising or partition walls separating one unit from another unit, the outmost face of the enclosing guard and the external face of the unit adjoining the balcony. 7. The units are measured at typical floor in the building. Columns may vary in size depending on the floor level.

ريحان

REHAN RESIDENCES

1 BEDROOM	REHAN - 1BR-A
UNIT NO.	114, 214, 314, 414, 514, 614, 714, 814, 914
SUITE AREA	61.20 m ² / 658.75 ft ²
BALCONY AREA	11.00 m ² / 118.40 ft ²
TOTAL AREA	72.20 m ² / 777.15 ft ²



جزيرة مريم
MARYAM ISLAND
SHARJAH

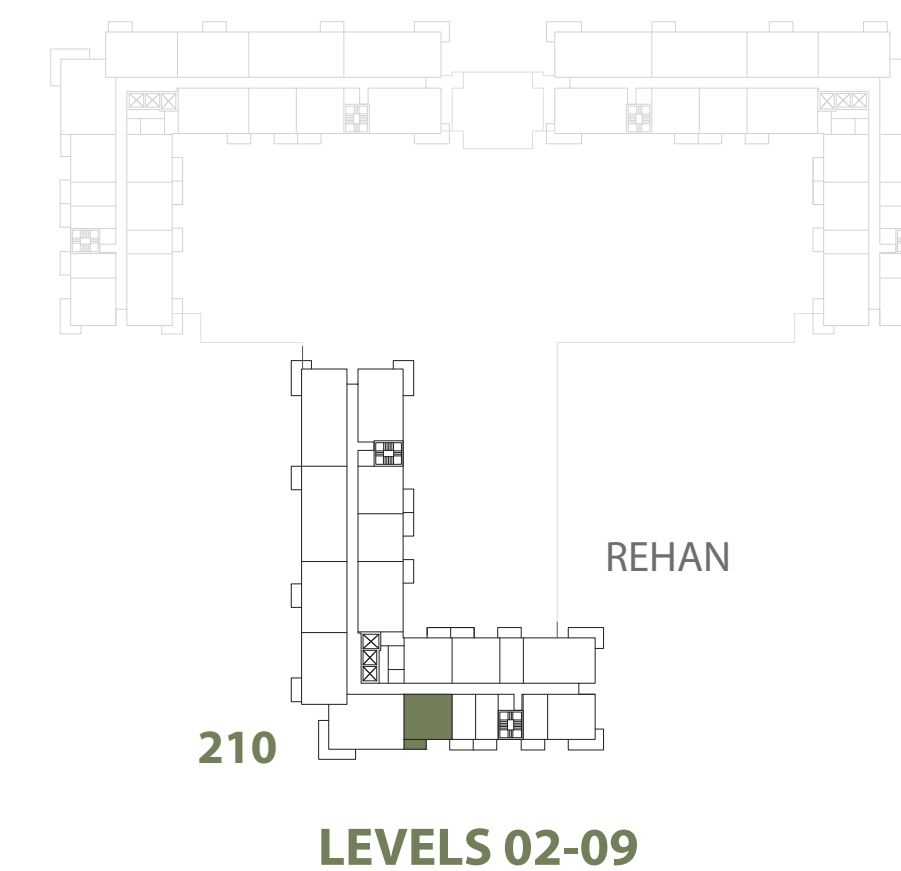
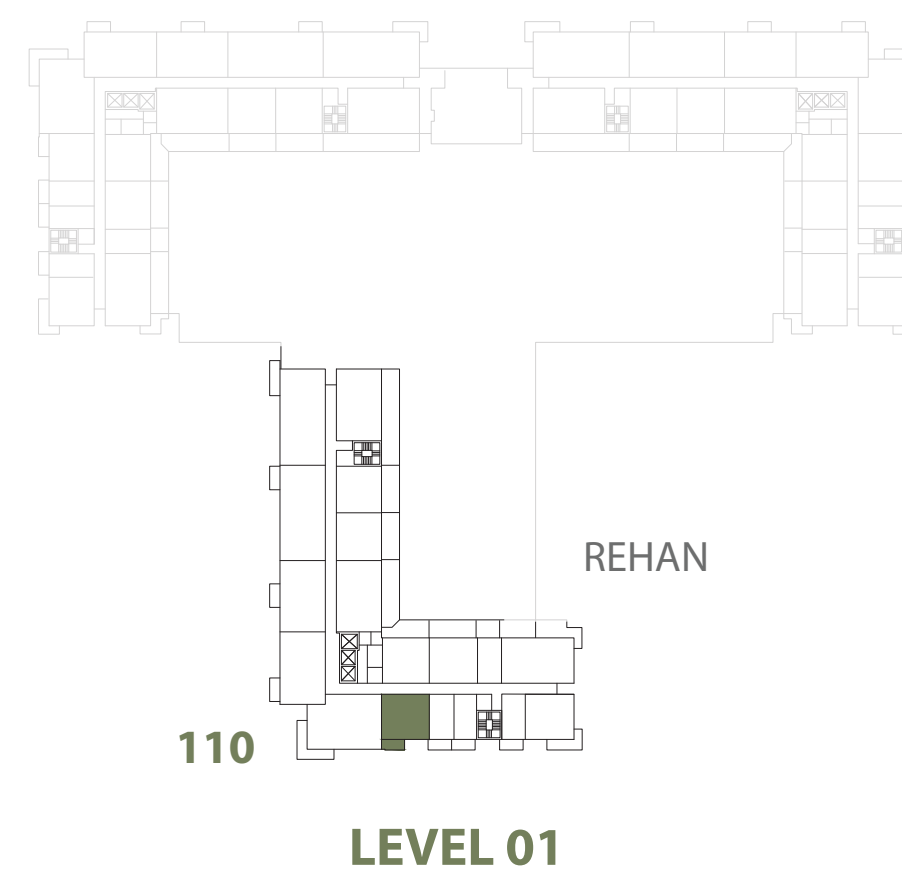
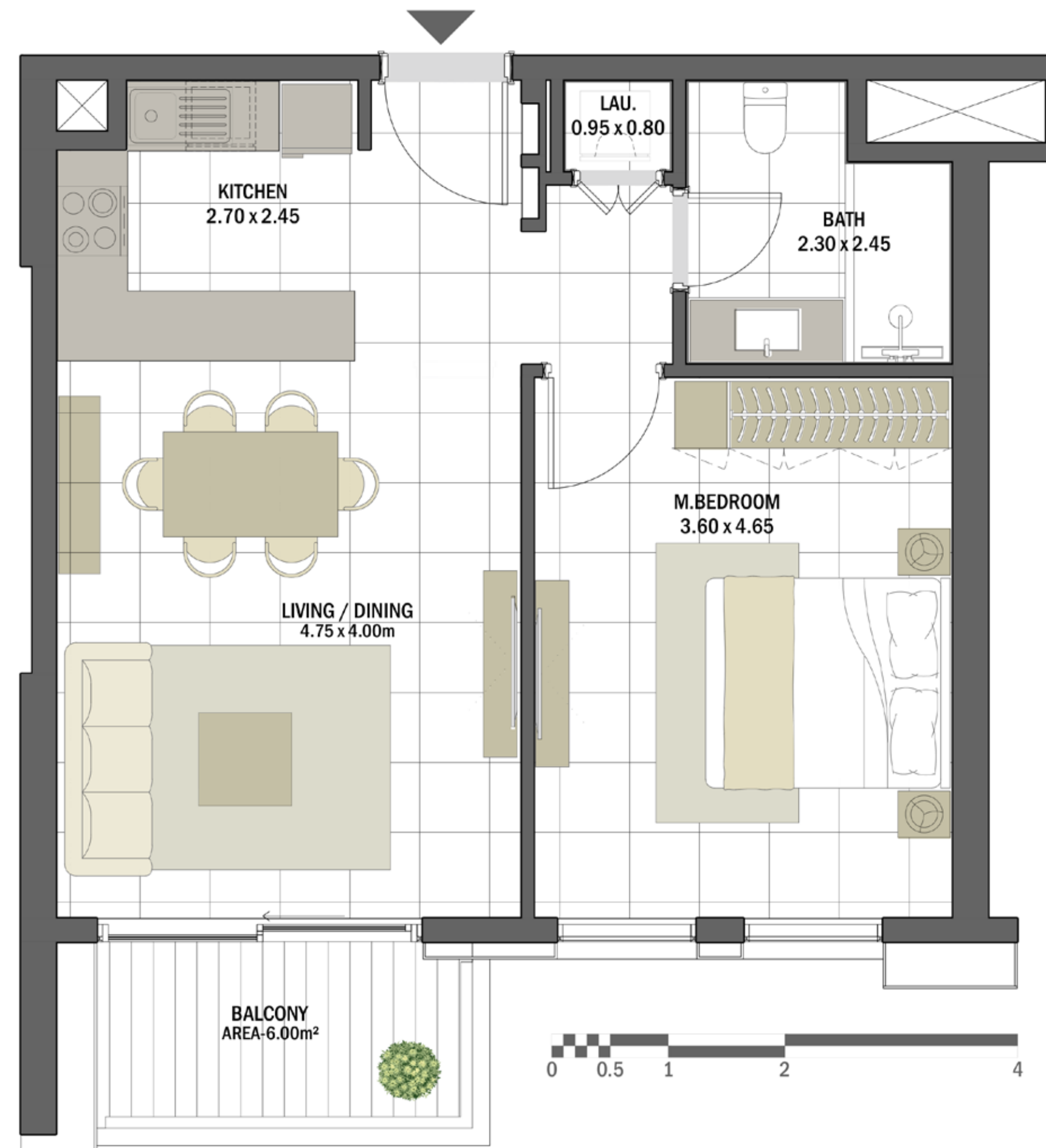
Disclaimer

1. All room dimensions are measured to structural elements and exclude all finishes and construction tolerances. 2. All dimensions have been provided by our consultant architects. 3. All materials, dimensions and drawings are approximate. Information is subject to change without notice. 4. Actual suite area may vary from the stated area. Drawings not to scale. The developer reserves the right to make revisions. 5. Calculation of suite area is measured as the area bounded by the centre line of the demising or partition walls separating one unit from another unit, the exterior face of all exterior walls, and the exterior face of the corridor wall enclosing the adjoining unit. 6. Calculation of balcony area is measured as the area bounded by the centre line of the demising or partition walls separating one unit from another unit, the outmost face of the enclosing guard and the external face of the unit adjoining the balcony. 7. The units are measured at typical floor in the building. Columns may vary in size depending on the floor level.

ريحان

REHAN RESIDENCES

1 BEDROOM	REHAN - 1BR-B
UNIT NO.	110, 210, 310, 410, 510, 610, 710, 810, 910
SUITE AREA	60.00 m ² / 645.83 ft ²
BALCONY AREA	6.00 m ² / 64.58 ft ²
TOTAL AREA	66.00 m ² / 710.42 ft ²



جزيرة مريم
MARYAM ISLAND
SHARJAH

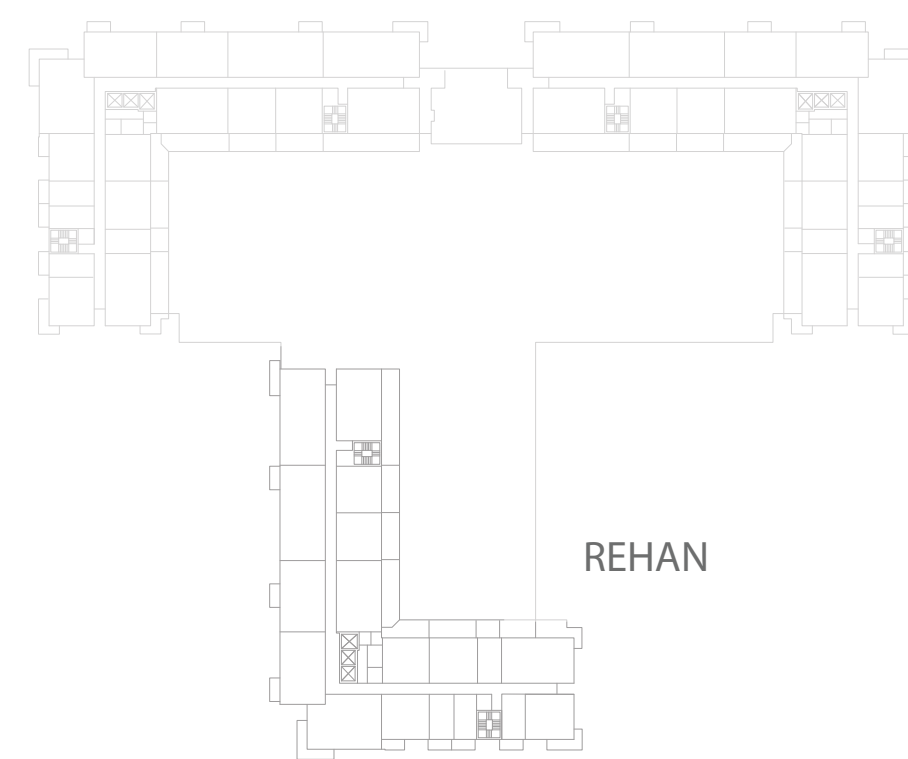
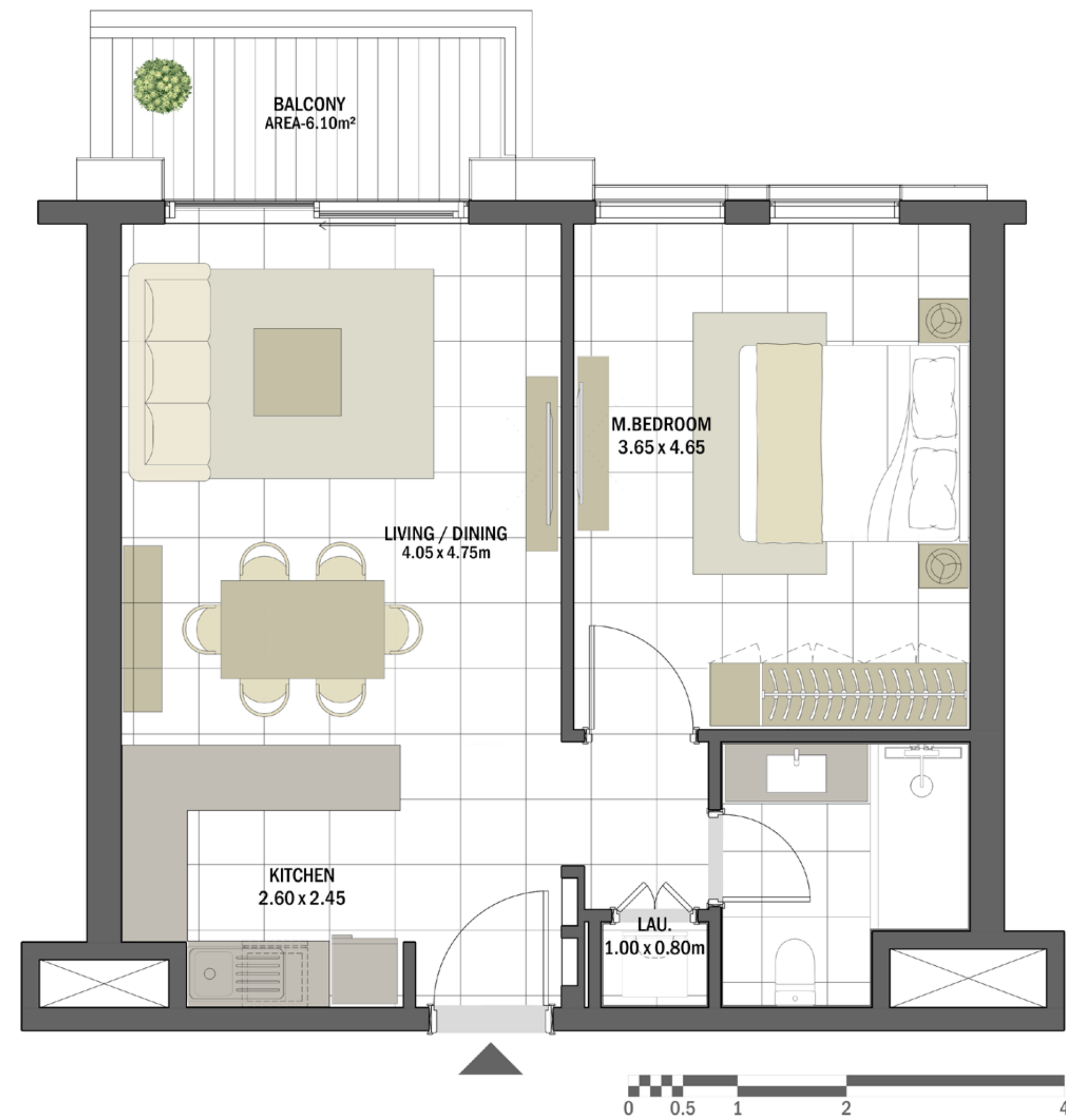
Disclaimer

1. All room dimensions are measured to structural elements and exclude all finishes and construction tolerances. 2. All dimensions have been provided by our consultant architects. 3. All materials, dimensions and drawings are approximate. Information is subject to change without notice. 4. Actual suite area may vary from the stated area. Drawings not to scale. The developer reserves the right to make revisions. 5. Calculation of suite area is measured as the area bounded by the centre line of the demising or partition walls separating one unit from another unit, the exterior face of all exterior walls, and the exterior face of the corridor wall enclosing the adjoining unit. 6. Calculation of balcony area is measured as the area bounded by the centre line of the demising or partition walls separating one unit from another unit, the outmost face of the enclosing guard and the external face of the unit adjoining the balcony. 7. The units are measured at typical floor in the building. Columns may vary in size depending on the floor level.

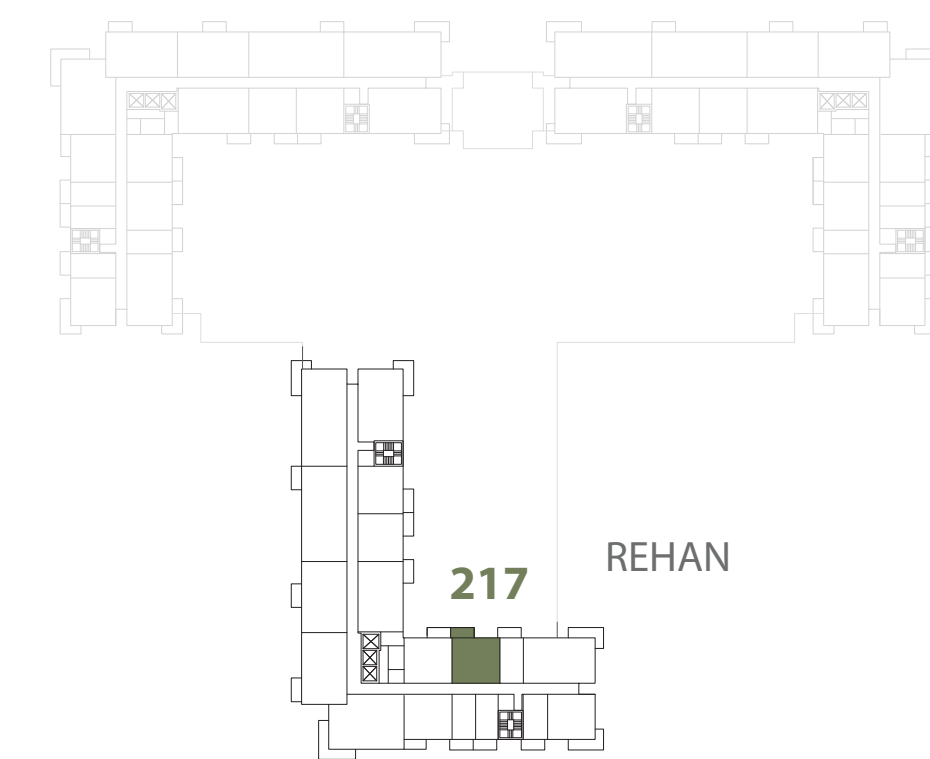
ريحان

REHAN RESIDENCES

1 BEDROOM	REHAN - 1BR-C
UNIT NO.	217, 317, 417, 517, 617, 717, 817, 917
SUITE AREA	60.80 m ² / 654.45 ft ²
BALCONY AREA	6.10 m ² / 65.66 ft ²
TOTAL AREA	66.90 m ² / 720.10 ft ²



LEVEL 01



LEVELS 02-09



Disclaimer

1. All room dimensions are measured to structural elements and exclude all finishes and construction tolerances. 2. All dimensions have been provided by our consultant architects. 3. All materials, dimensions and drawings are approximate. Information is subject to change without notice. 4. Actual suite area may vary from the stated area. Drawings not to scale. The developer reserves the right to make revisions. 5. Calculation of suite area is measured as the area bounded by the centre line of the demising or partition walls separating one unit from another unit, the exterior face of all exterior walls, and the exterior face of the corridor wall enclosing the adjoining unit. 6. Calculation of balcony area is measured as the area bounded by the centre line of the demising or partition walls separating one unit from another unit, the outmost face of the enclosing guard and the external face of the unit adjoining the balcony. 7. The units are measured at typical floor in the building. Columns may vary in size depending on the floor level.

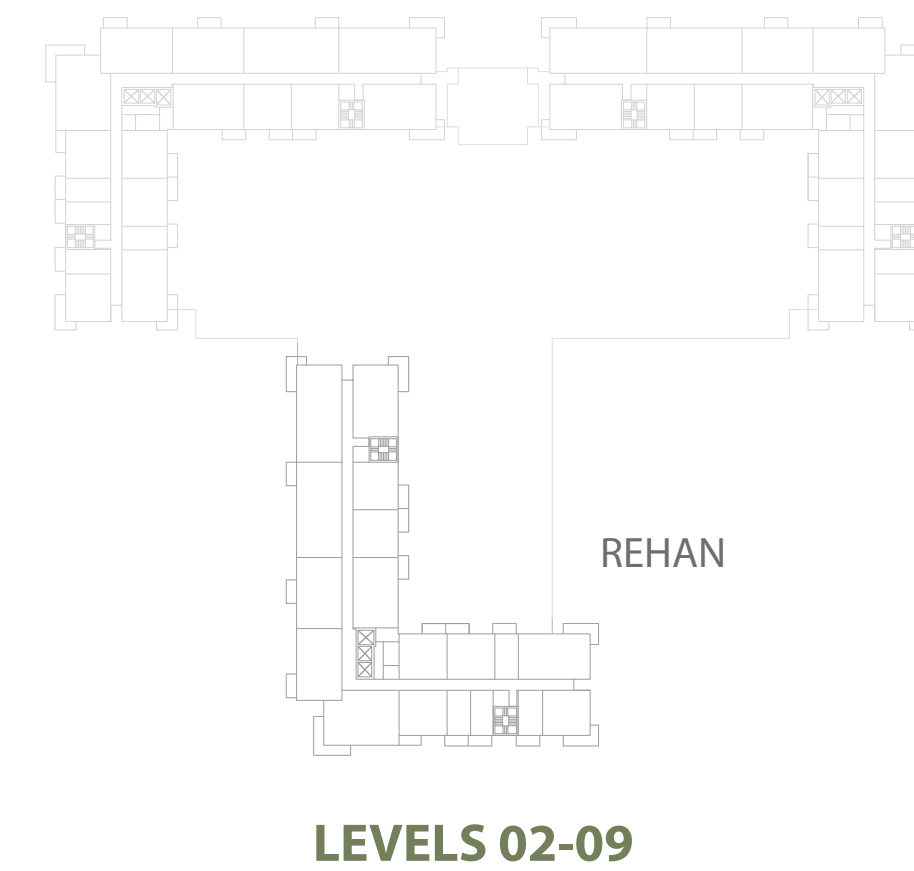
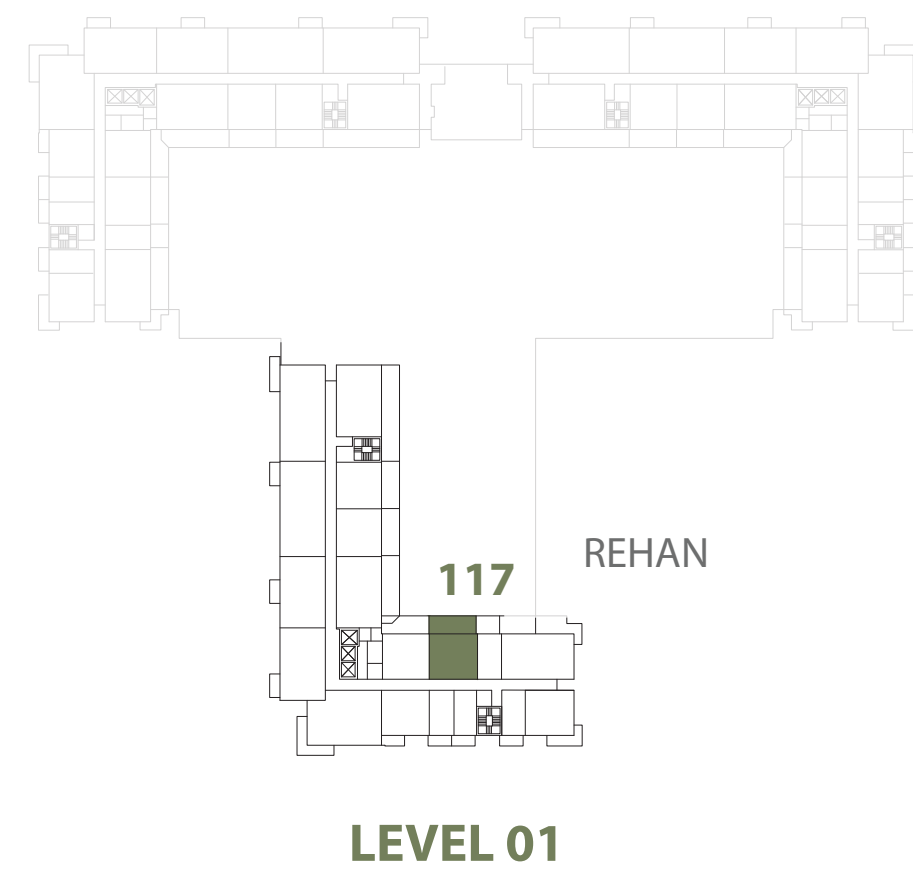


جزيرة مريم
MARYAM ISLAND
SHARJAH

ريحان

REHAN RESIDENCES

1 BEDROOM	REHAN - 1BR-E
UNIT NO.	117
SUITE AREA	60.80 m ² / 654.45 ft ²
TERRACE AREA	24.90 m ² / 268.02 ft ²
TOTAL AREA	85.70 m ² / 922.47 ft ²



جزيرة مريم
MARYAM ISLAND
SHARJAH

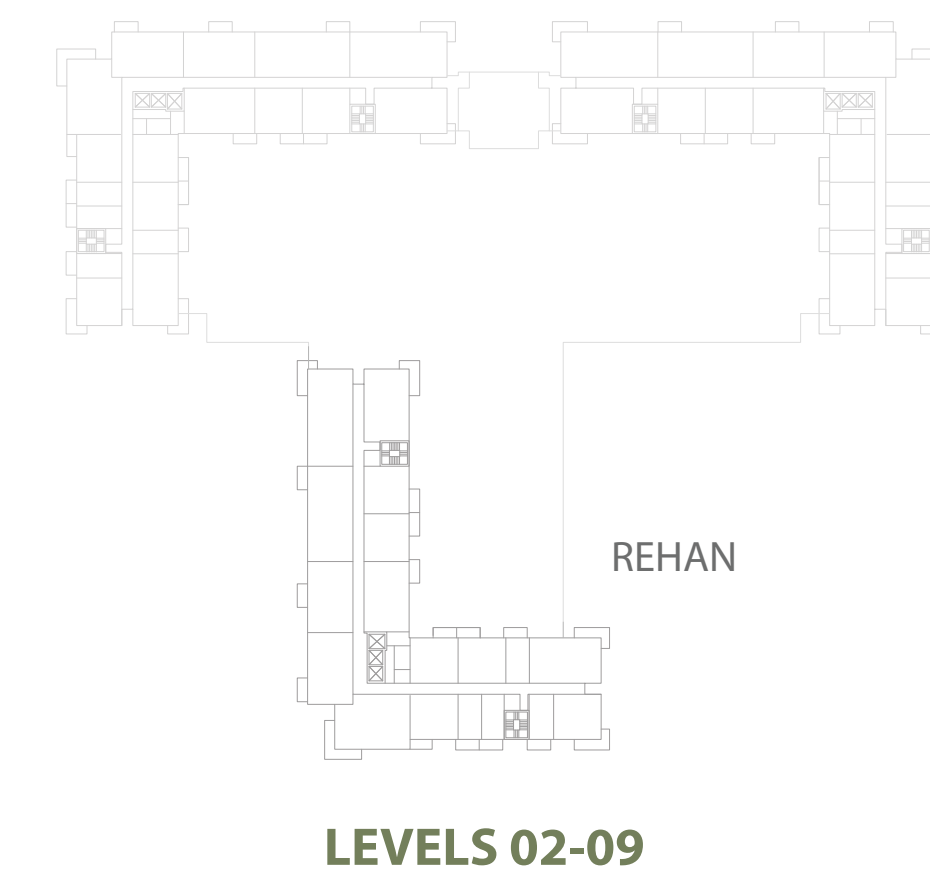
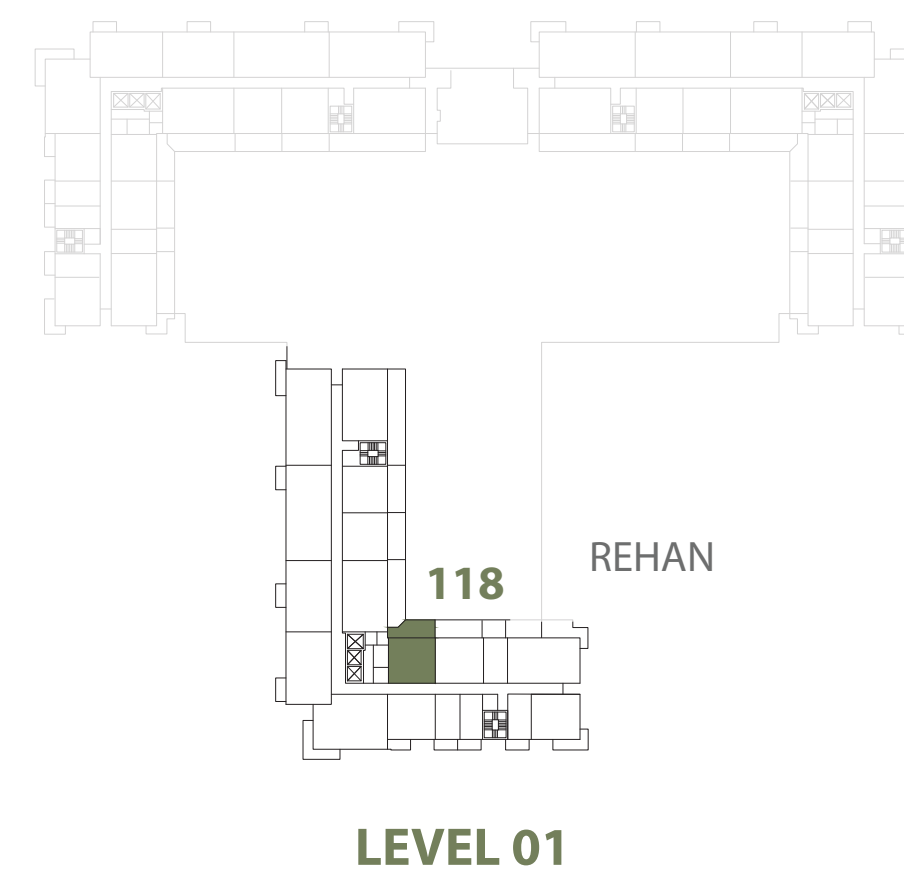
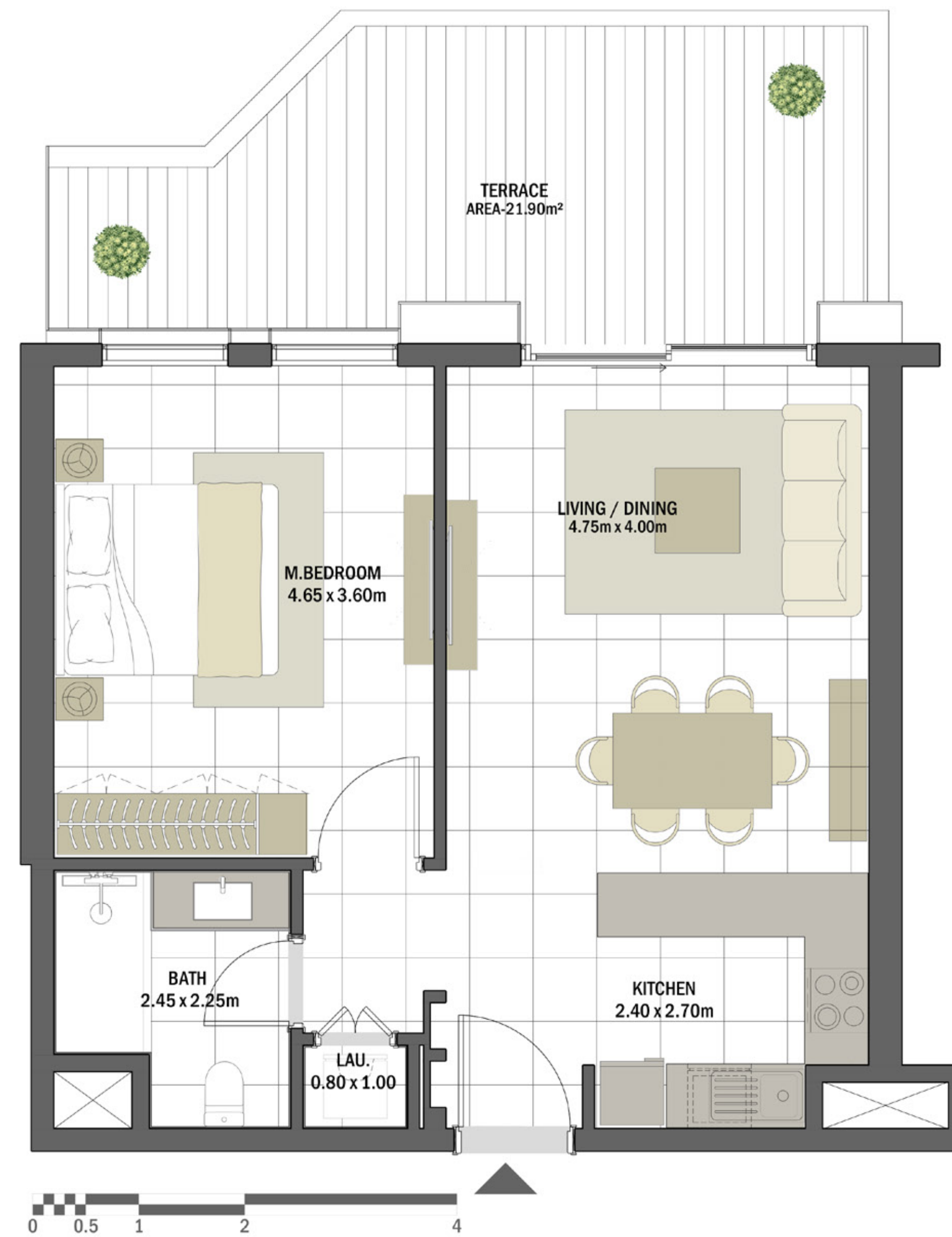
Disclaimer

1. All room dimensions are measured to structural elements and exclude all finishes and construction tolerances. 2. All dimensions have been provided by our consultant architects. 3. All materials, dimensions and drawings are approximate. Information is subject to change without notice. 4. Actual suite area may vary from the stated area. Drawings not to scale. The developer reserves the right to make revisions. 5. Calculation of suite area is measured as the area bounded by the centre line of the demising or partition walls separating one unit from another unit, the exterior face of all exterior walls, and the exterior face of the corridor wall enclosing the adjoining unit. 6. Calculation of balcony area is measured as the area bounded by the centre line of the demising or partition walls separating one unit from another unit, the outmost face of the enclosing guard and the external face of the unit adjoining the balcony. 7. The units are measured at typical floor in the building. Columns may vary in size depending on the floor level.

ريحان

REHAN RESIDENCES

1 BEDROOM	REHAN - 1BR-F
UNIT NO.	118
SUITE AREA	60.50 m ² / 651.22 ft ²
TERRACE AREA	21.90 m ² / 235.73 ft ²
TOTAL AREA	82.40 m ² / 886.95 ft ²



Disclaimer

1. All room dimensions are measured to structural elements and exclude all finishes and construction tolerances. 2. All dimensions have been provided by our consultant architects. 3. All materials, dimensions and drawings are approximate. Information is subject to change without notice. 4. Actual suite area may vary from the stated area. Drawings not to scale. The developer reserves the right to make revisions. 5. Calculation of suite area is measured as the area bounded by the centre line of the demising or partition walls separating one unit from another unit, the exterior face of all exterior walls, and the exterior face of the corridor wall enclosing the adjoining unit. 6. Calculation of balcony area is measured as the area bounded by the centre line of the demising or partition walls separating one unit from another unit, the outmost face of the enclosing guard and the external face of the unit adjoining the balcony. 7. The units are measured at typical floor in the building. Columns may vary in size depending on the floor level.

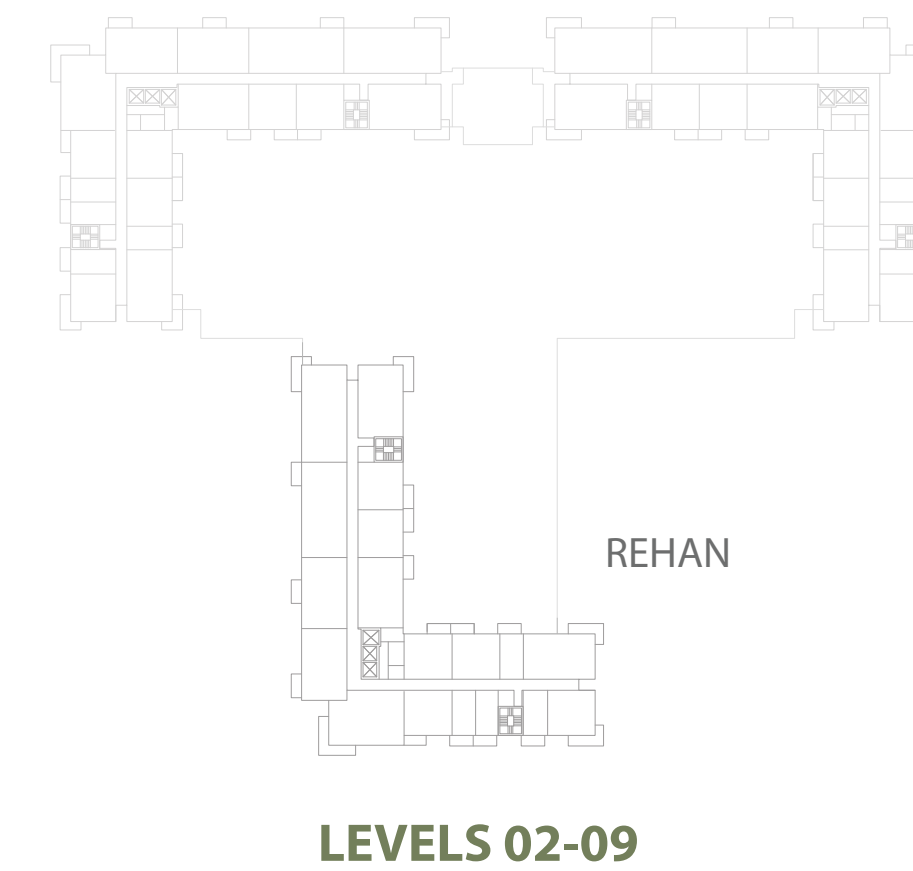
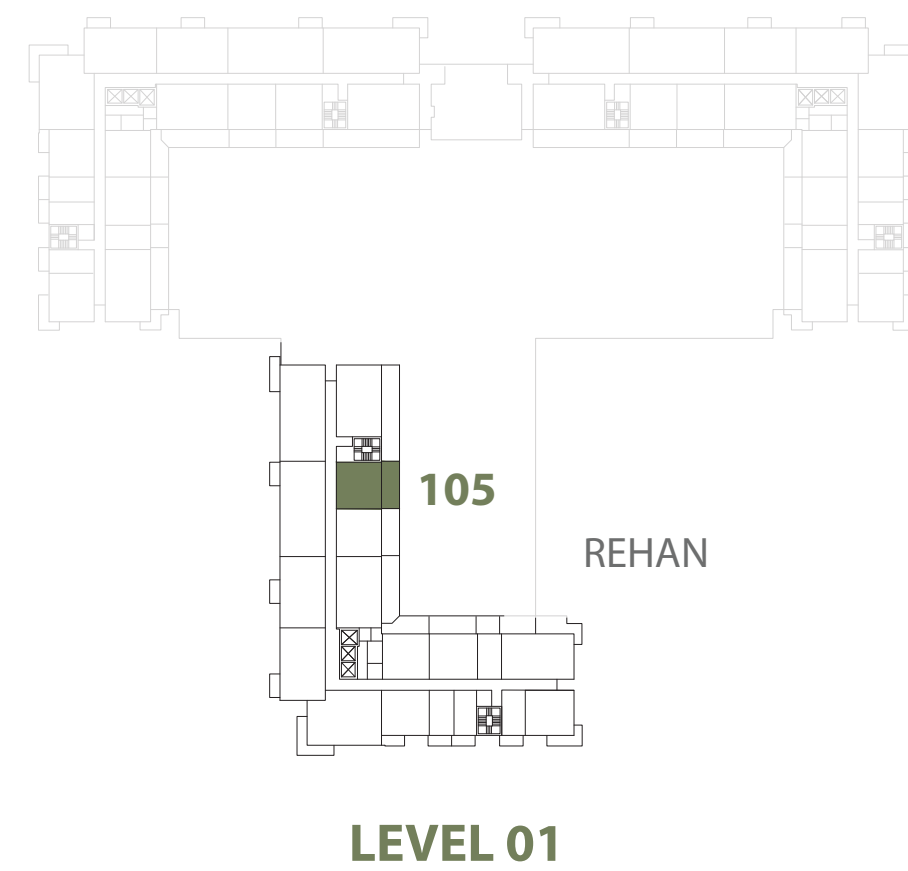
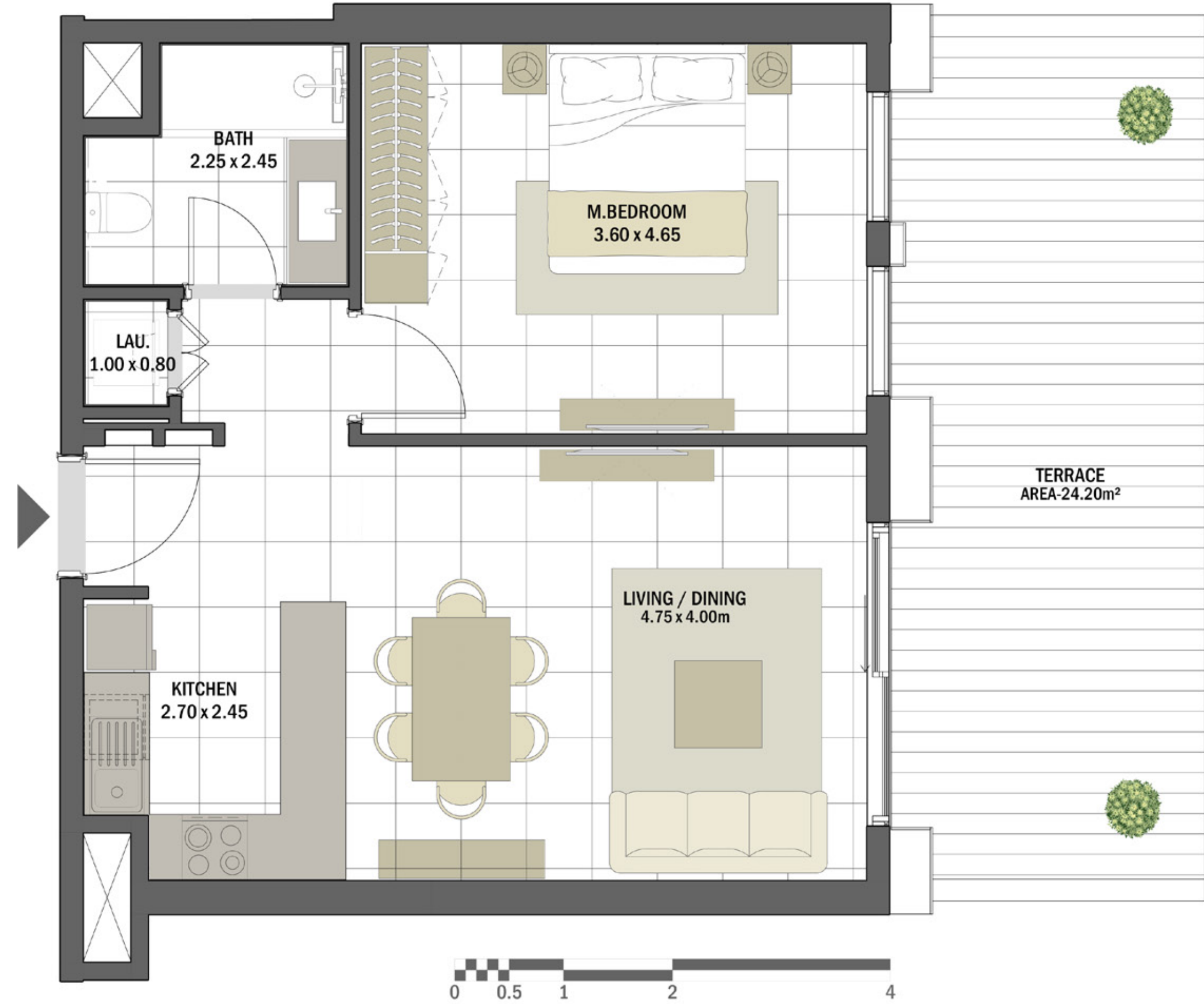


جزيرة مريم
MARYAM ISLAND
SHARJAH

ريحان

REHAN RESIDENCES

1 BEDROOM	REHAN - 1BR-G
UNIT NO.	105
SUITE AREA	60.50 m ² / 651.22 ft ²
TERRACE AREA	24.20 m ² / 260.49 ft ²
TOTAL AREA	84.70 m ² / 911.70 ft ²



Disclaimer

1. All room dimensions are measured to structural elements and exclude all finishes and construction tolerances. 2. All dimensions have been provided by our consultant architects. 3. All materials, dimensions and drawings are approximate. Information is subject to change without notice. 4. Actual suite area may vary from the stated area. Drawings not to scale. The developer reserves the right to make revisions. 5. Calculation of suite area is measured as the area bounded by the centre line of the demising or partition walls separating one unit from another unit, the exterior face of all exterior walls, and the exterior face of the corridor wall enclosing the adjoining unit. 6. Calculation of balcony area is measured as the area bounded by the centre line of the demising or partition walls separating one unit from another unit, the outmost face of the enclosing guard and the external face of the unit adjoining the balcony. 7. The units are measured at typical floor in the building. Columns may vary in size depending on the floor level.

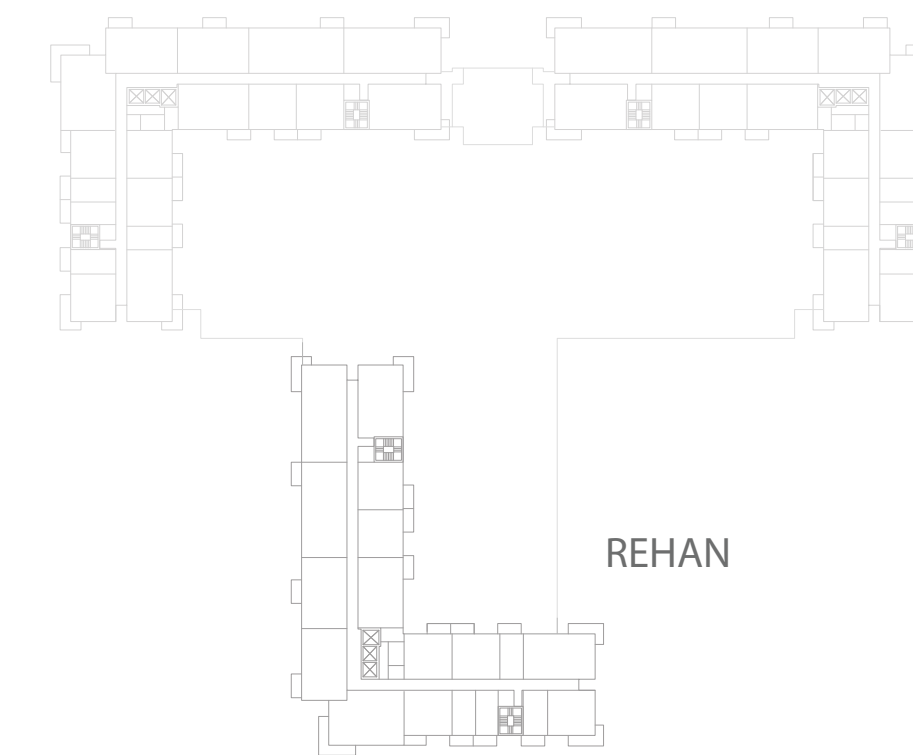
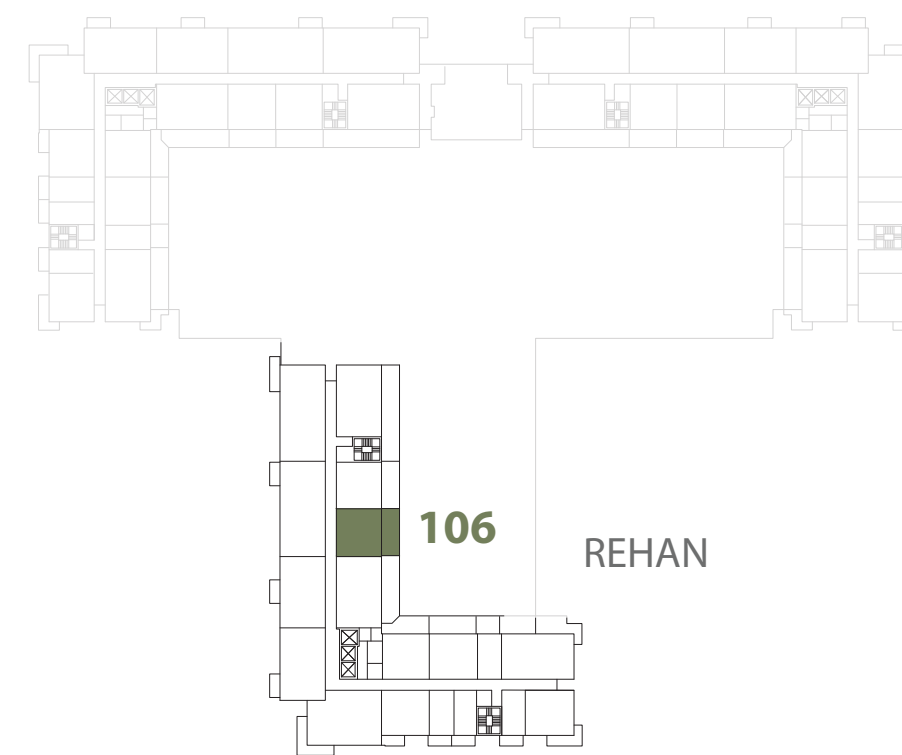
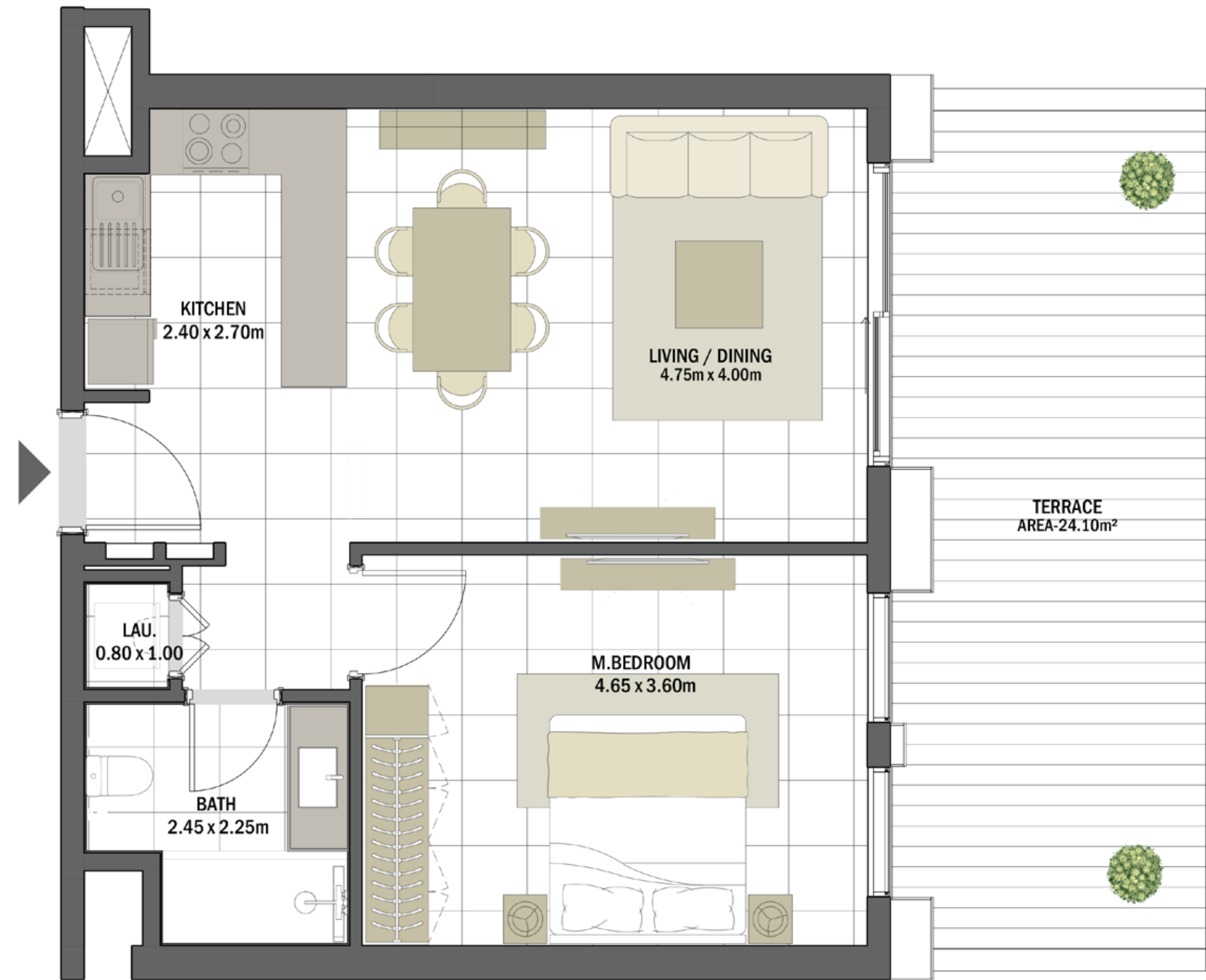


جزيرة مريم
MARYAM ISLAND
SHARJAH

ريحان

REHAN RESIDENCES

1 BEDROOM	REHAN - 1BR-J
UNIT NO.	106
SUITE AREA	60.10 m ² / 646.91 ft ²
TERRACE AREA	24.10 m ² / 259.41 ft ²
TOTAL AREA	84.20 m ² / 906.32 ft ²



جزيرة مريم
MARYAM ISLAND
SHARJAH

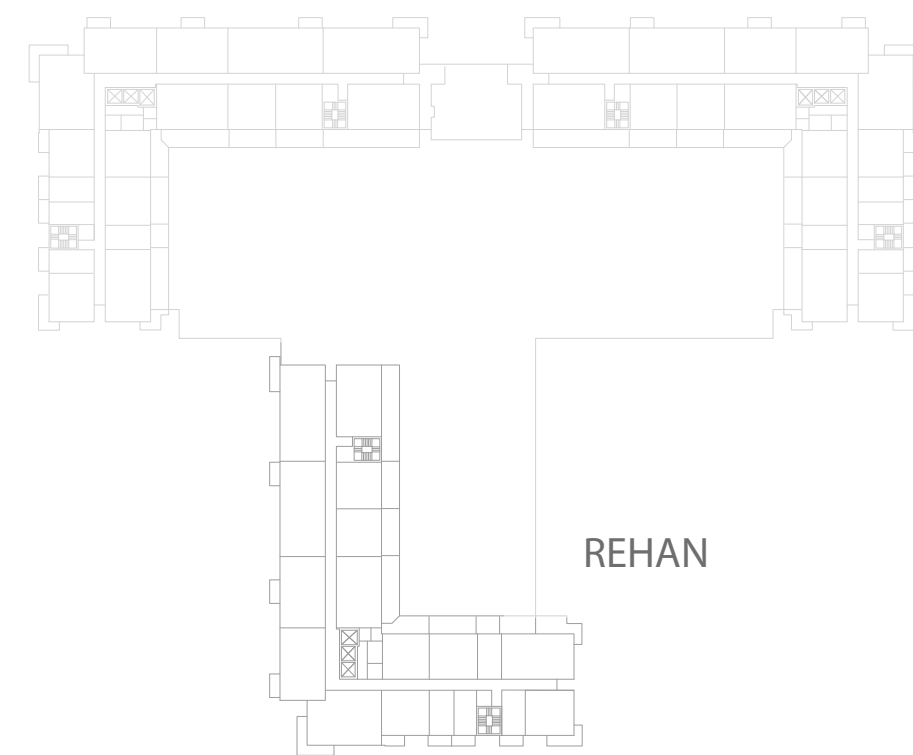
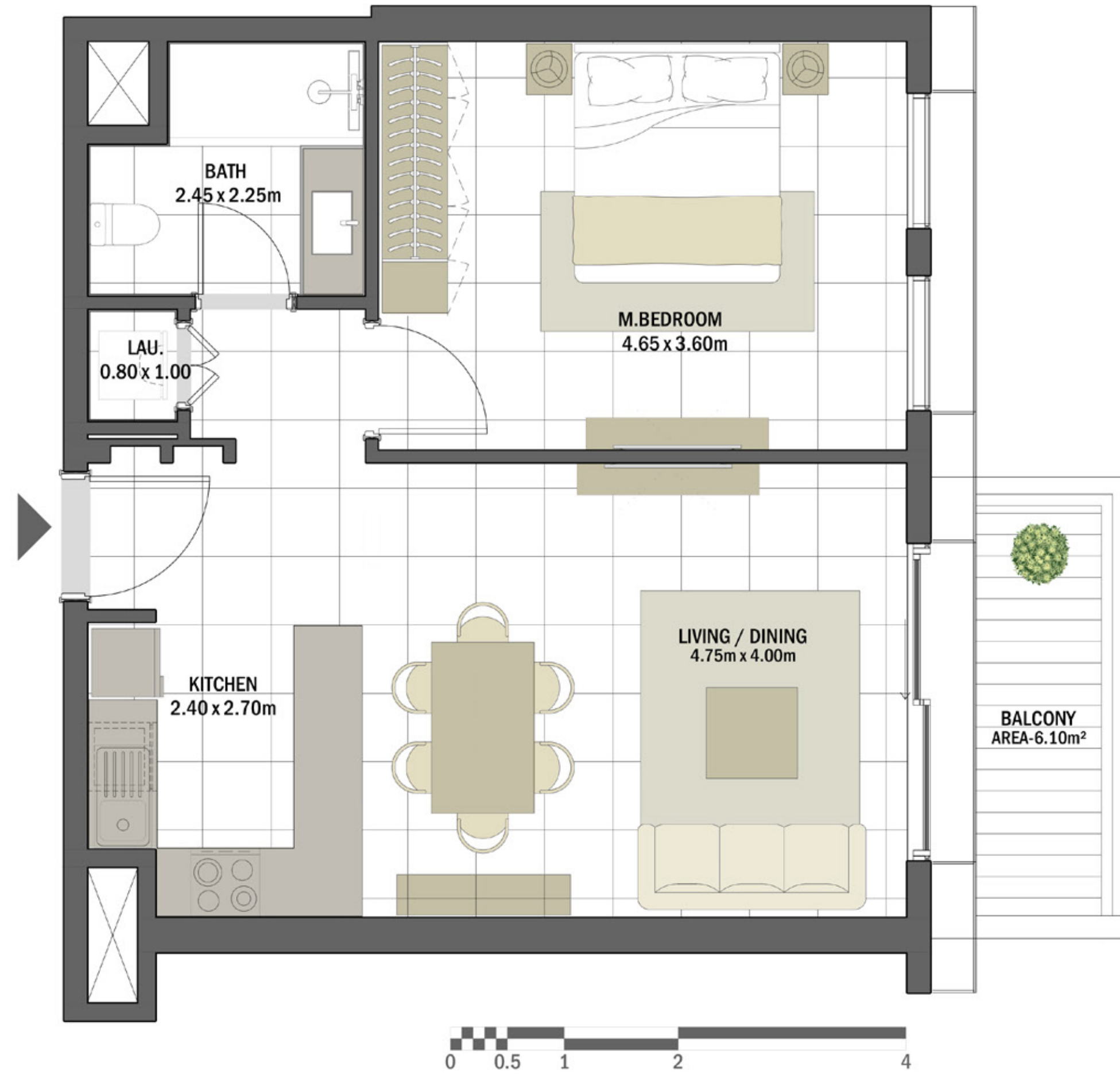
Disclaimer

1. All room dimensions are measured to structural elements and exclude all finishes and construction tolerances. 2. All dimensions have been provided by our consultant architects. 3. All materials, dimensions and drawings are approximate. Information is subject to change without notice. 4. Actual suite area may vary from the stated area. Drawings not to scale. The developer reserves the right to make revisions. 5. Calculation of suite area is measured as the area bounded by the centre line of the demising or partition walls separating one unit from another unit, the exterior face of all exterior walls, and the exterior face of the corridor wall enclosing the adjoining unit. 6. Calculation of balcony area is measured as the area bounded by the centre line of the demising or partition walls separating one unit from another unit, the outmost face of the enclosing guard and the external face of the unit adjoining the balcony. 7. The units are measured at typical floor in the building. Columns may vary in size depending on the floor level.

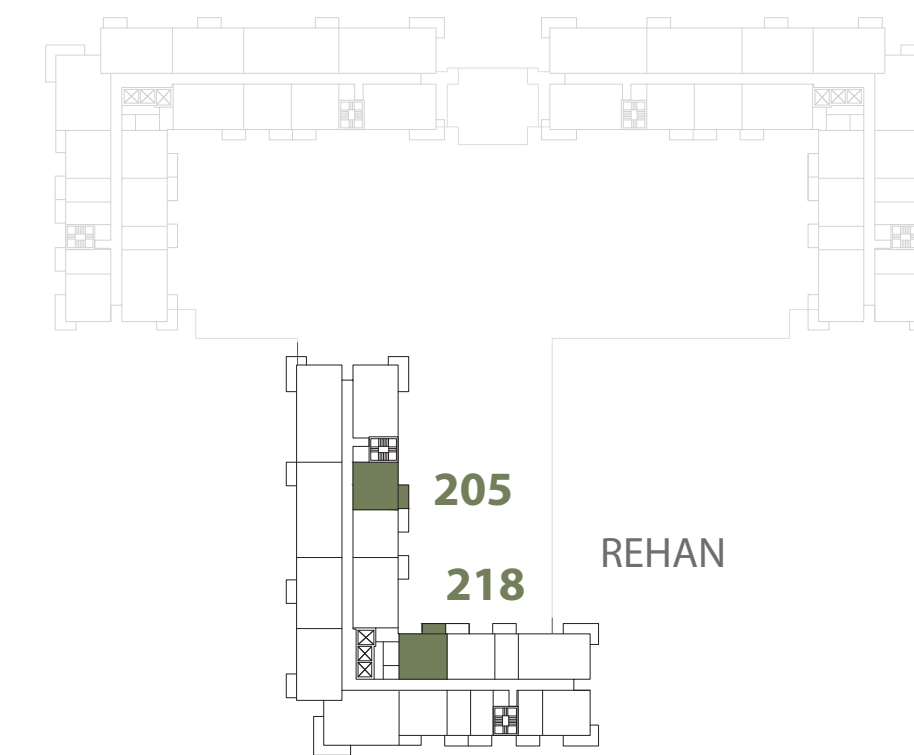
ريحان

REHAN RESIDENCES

1 BEDROOM	REHAN - 1BR-N
UNIT NO.	205, 305, 405, 505, 605, 705, 805, 905, 218, 318, 418, 518, 618, 718, 818, 918
SUITE AREA	60.50 m ² / 651.22 ft ²
BALCONY AREA	6.10 m ² / 65.66 ft ²
TOTAL AREA	66.60 m ² / 716.88 ft ²



LEVEL 01



LEVELS 02-09



Disclaimer

1. All room dimensions are measured to structural elements and exclude all finishes and construction tolerances. 2. All dimensions have been provided by our consultant architects. 3. All materials, dimensions and drawings are approximate. Information is subject to change without notice. 4. Actual suite area may vary from the stated area. Drawings not to scale. The developer reserves the right to make revisions. 5. Calculation of suite area is measured as the area bounded by the centre line of the demising or partition walls separating one unit from another unit, the exterior face of all exterior walls, and the exterior face of the corridor wall enclosing the adjoining unit. 6. Calculation of balcony area is measured as the area bounded by the centre line of the demising or partition walls separating one unit from another unit, the outmost face of the enclosing guard and the external face of the unit adjoining the balcony. 7. The units are measured at typical floor in the building. Columns may vary in size depending on the floor level.

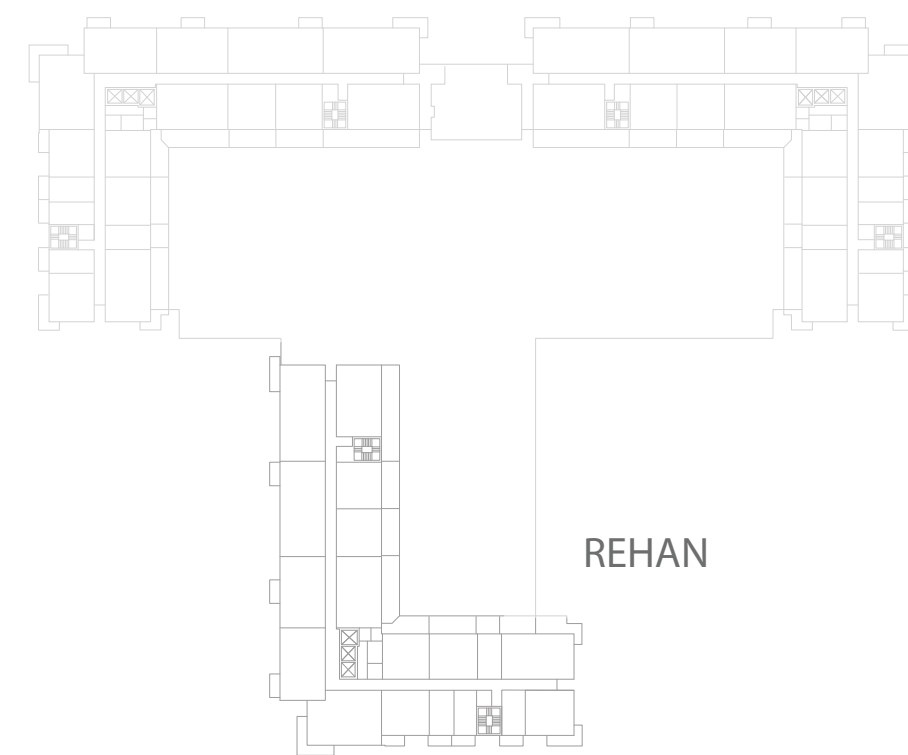
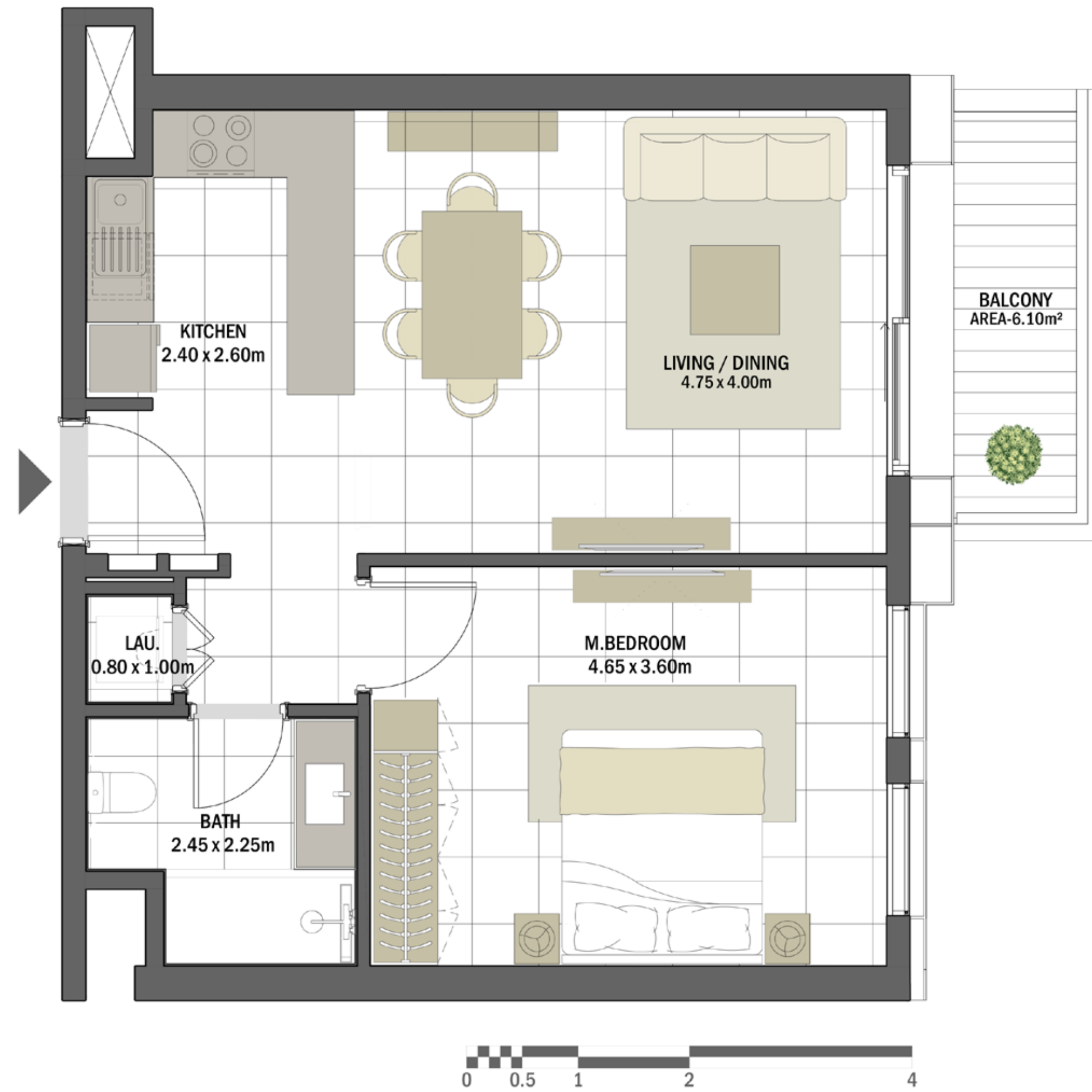


جزيرة مريم
MARYAM ISLAND
SHARJAH

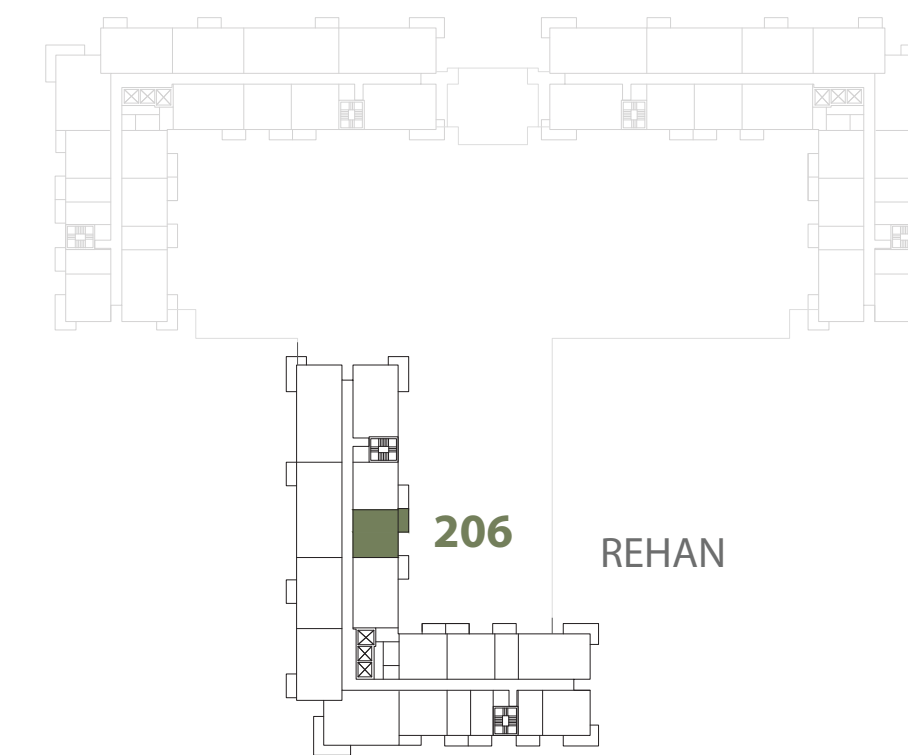
ريحان

REHAN RESIDENCES

1 BEDROOM	REHAN - 1BR-O
UNIT NO.	206, 306, 406, 506, 606, 706, 806, 906
SUITE AREA	60.00 m ² / 645.83 ft ²
BALCONY AREA	6.10 m ² / 65.66 ft ²
TOTAL AREA	66.10 m ² / 711.49 ft ²



LEVEL 01



LEVELS 02-09



Disclaimer

1. All room dimensions are measured to structural elements and exclude all finishes and construction tolerances. 2. All dimensions have been provided by our consultant architects. 3. All materials, dimensions and drawings are approximate. Information is subject to change without notice. 4. Actual suite area may vary from the stated area. Drawings not to scale. The developer reserves the right to make revisions. 5. Calculation of suite area is measured as the area bounded by the centre line of the demising or partition walls separating one unit from another unit, the exterior face of all exterior walls, and the exterior face of the corridor wall enclosing the adjoining unit. 6. Calculation of balcony area is measured as the area bounded by the centre line of the demising or partition walls separating one unit from another unit, the outmost face of the enclosing guard and the external face of the unit adjoining the balcony. 7. The units are measured at typical floor in the building. Columns may vary in size depending on the floor level.

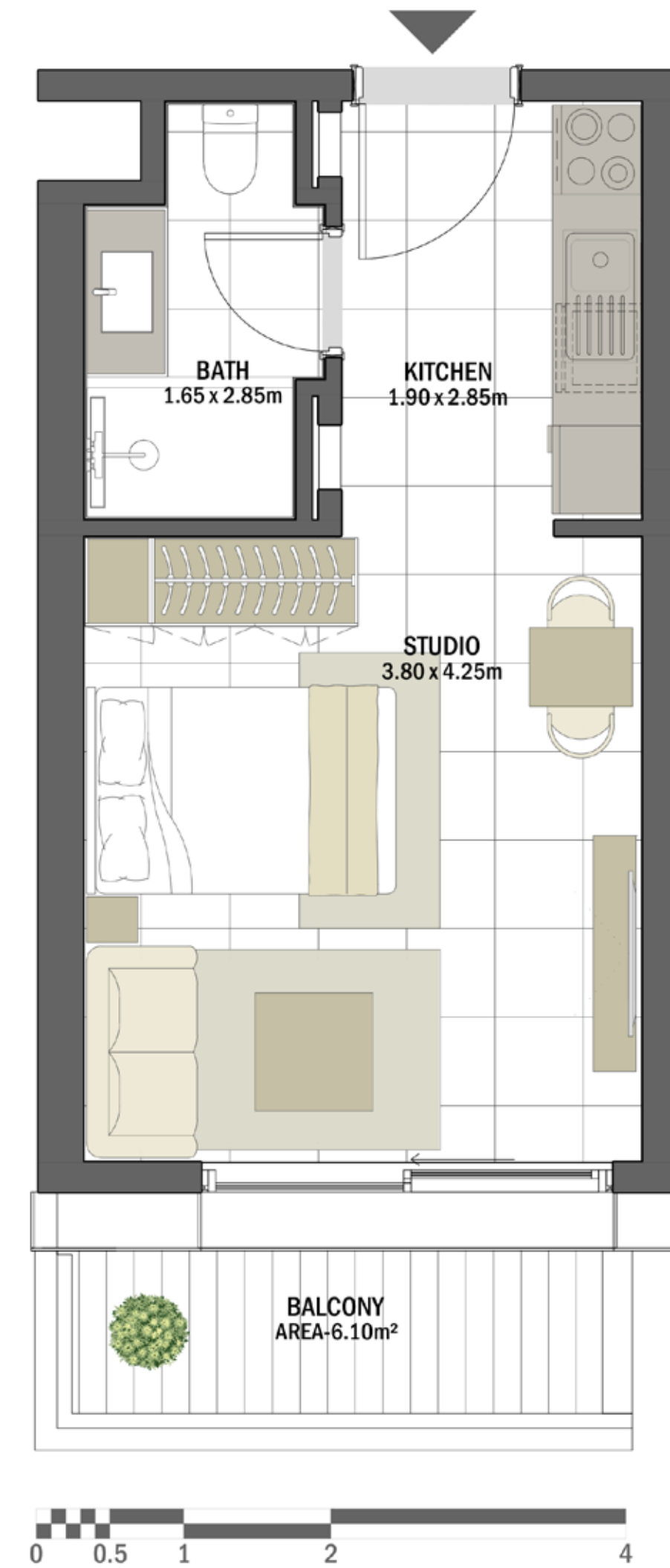


جزيرة مريم
MARYAM ISLAND
SHARJAH

ريحان

REHAN RESIDENCES

STUDIO	REHAN - ST-A
UNIT NO.	111, 211, 311, 411, 511, 611, 711, 811, 911
SUITE AREA	30.40 m ² / 327.22 ft ²
BALCONY AREA	6.10 m ² / 65.66 ft ²
TOTAL AREA	36.50 m ² / 392.88 ft ²



جزيرة مريم
MARYAM ISLAND
SHARJAH

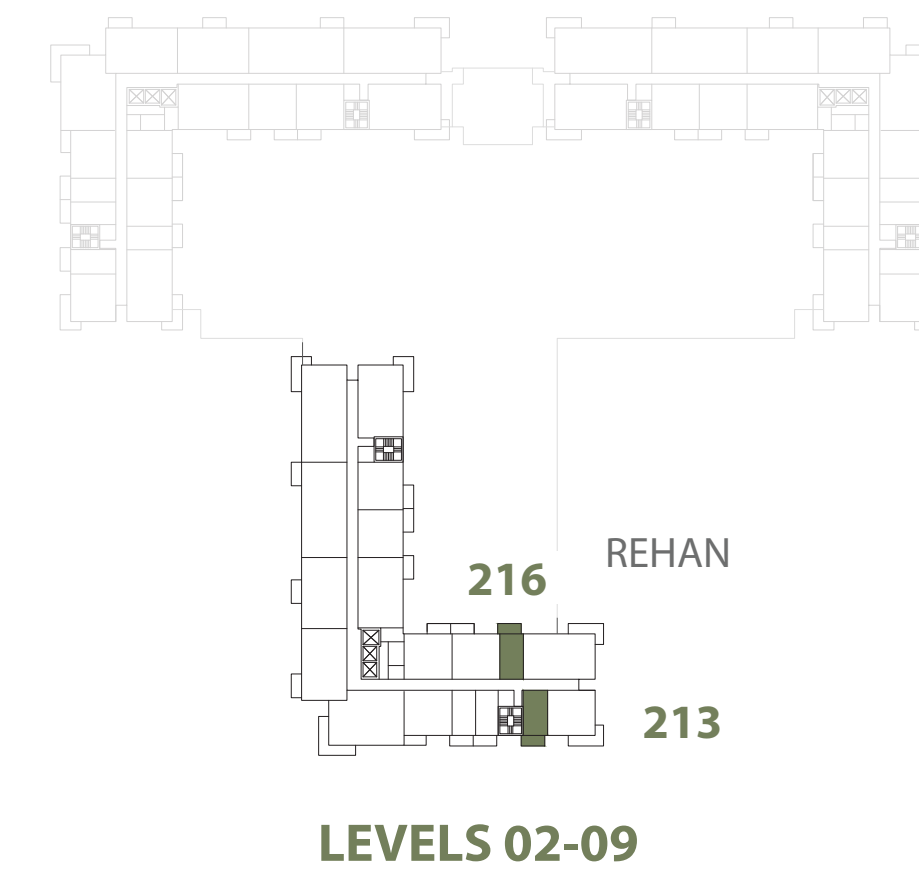
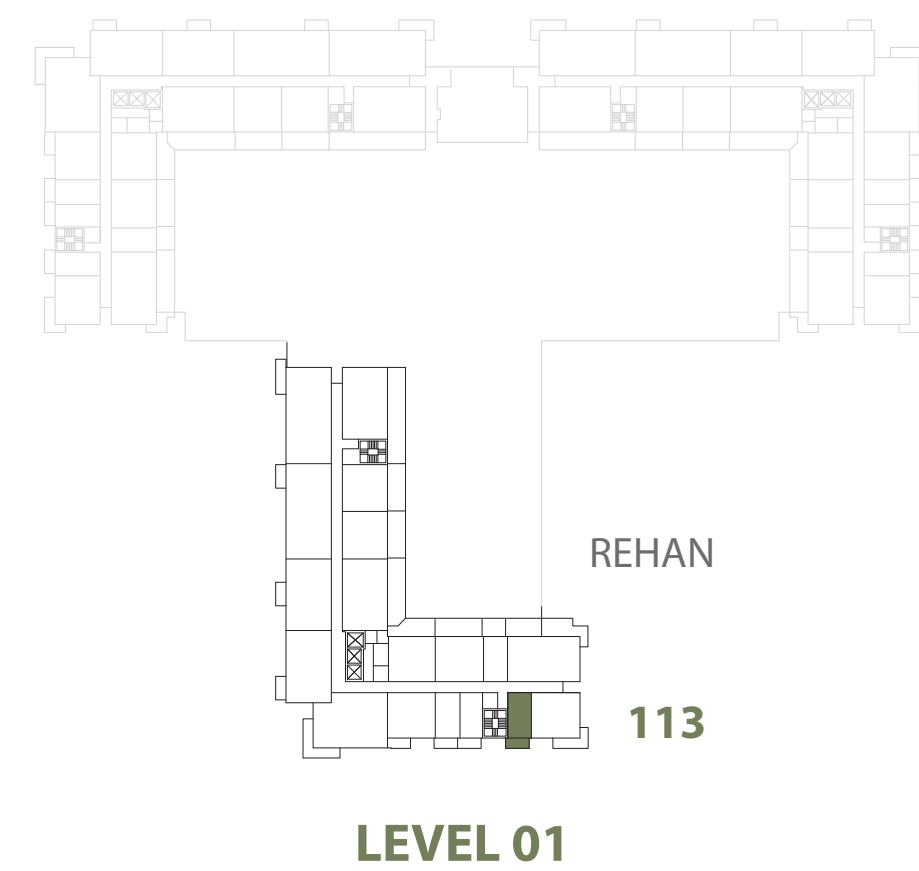
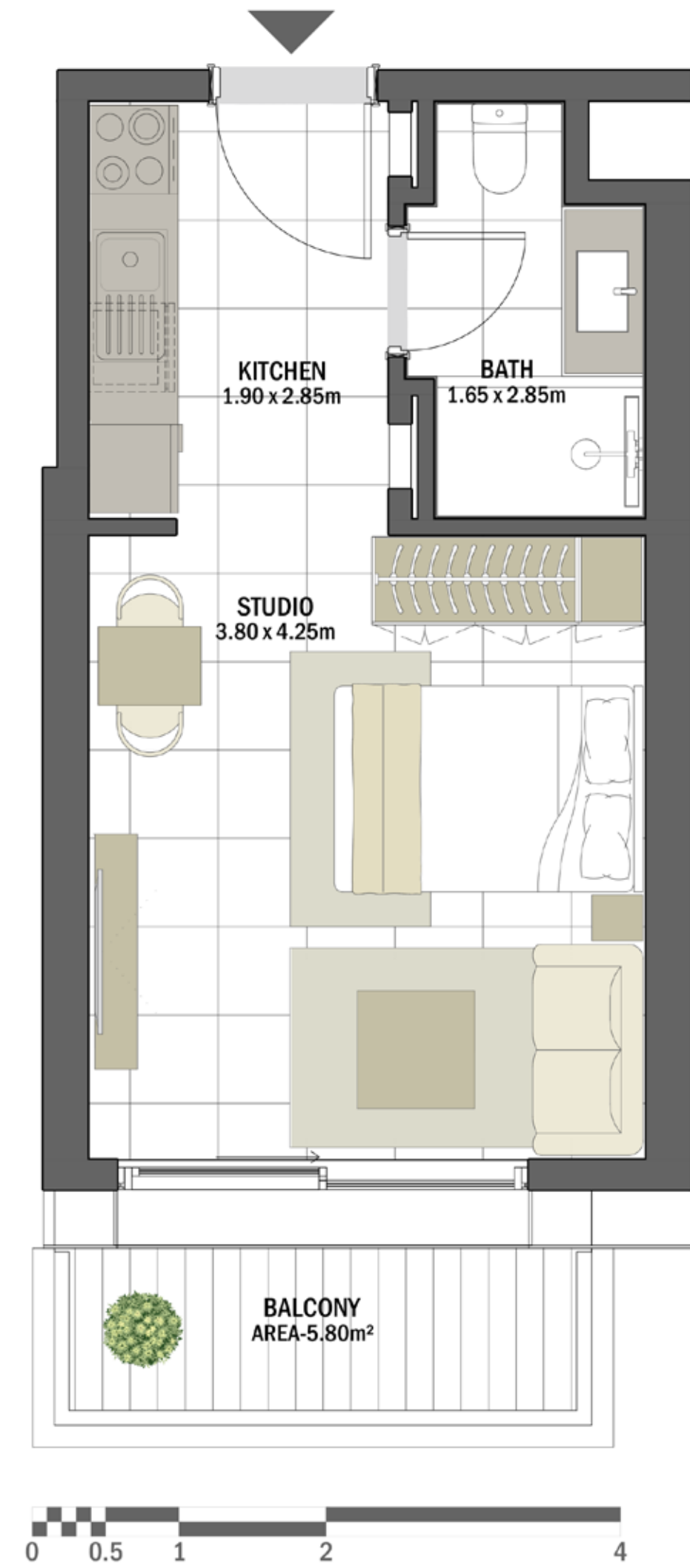
Disclaimer

1. All room dimensions are measured to structural elements and exclude all finishes and construction tolerances. 2. All dimensions have been provided by our consultant architects. 3. All materials, dimensions and drawings are approximate. Information is subject to change without notice. 4. Actual suite area may vary from the stated area. Drawings not to scale. The developer reserves the right to make revisions. 5. Calculation of suite area is measured as the area bounded by the centre line of the demising or partition walls separating one unit from another unit, the exterior face of all exterior walls, and the exterior face of the corridor wall enclosing the adjoining unit. 6. Calculation of balcony area is measured as the area bounded by the centre line of the demising or partition walls separating one unit from another unit, the outmost face of the enclosing guard and the external face of the unit adjoining the balcony. 7. The units are measured at typical floor in the building. Columns may vary in size depending on the floor level.

ريحان

REHAN RESIDENCES

STUDIO	REHAN - ST-B
UNIT NO.	113, 213, 313, 413, 513, 613, 713, 813, 913, 216, 316, 416, 516, 616, 716, 816, 916
SUITE AREA	31.20 m ² / 335.83 ft ²
BALCONY AREA	5.80 m ² / 62.43 ft ²
TOTAL AREA	37.00 m ² / 398.26 ft ²



جزيرة مريم
MARYAM ISLAND
SHARJAH

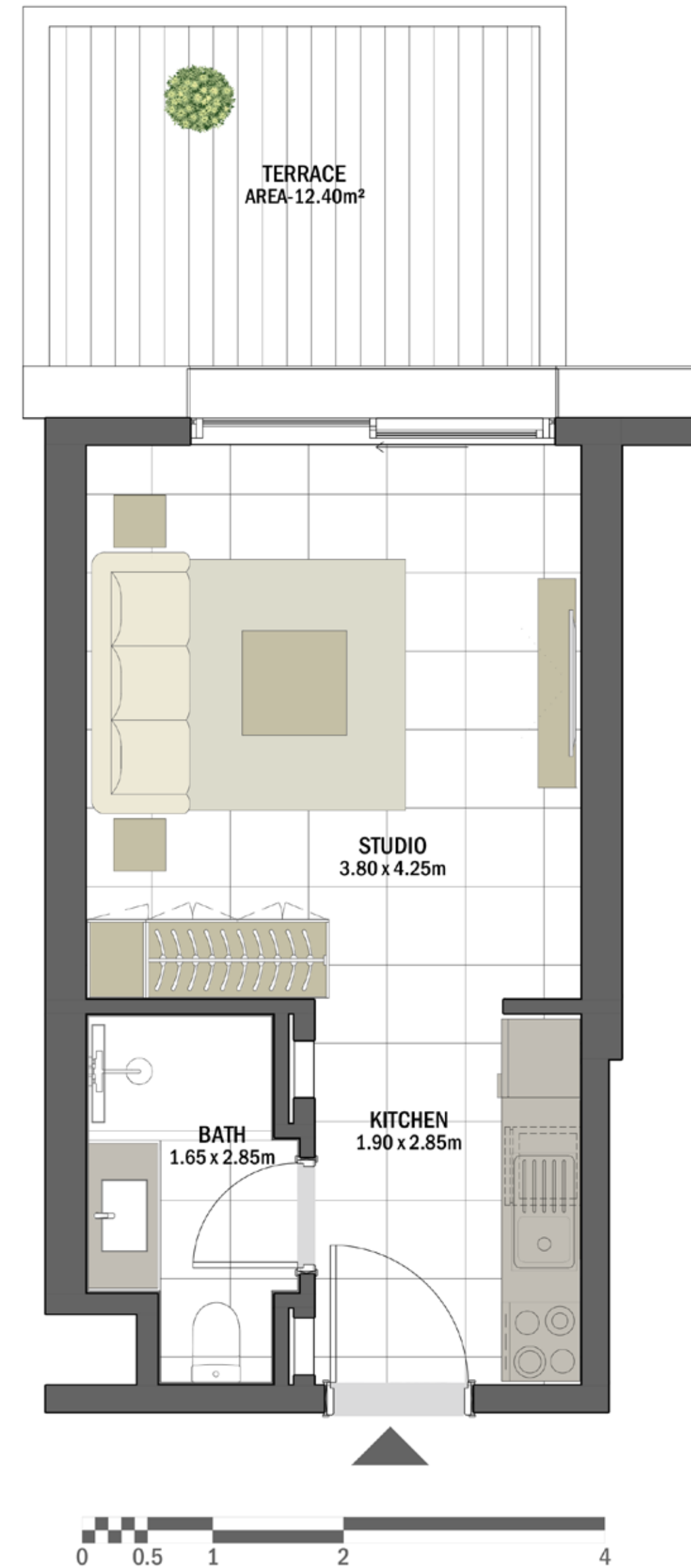
Disclaimer

1. All room dimensions are measured to structural elements and exclude all finishes and construction tolerances. 2. All dimensions have been provided by our consultant architects. 3. All materials, dimensions and drawings are approximate. Information is subject to change without notice. 4. Actual suite area may vary from the stated area. Drawings not to scale. The developer reserves the right to make revisions. 5. Calculation of suite area is measured as the area bounded by the centre line of the demising or partition walls separating one unit from another unit, the exterior face of all exterior walls, and the exterior face of the corridor wall enclosing the adjoining unit. 6. Calculation of balcony area is measured as the area bounded by the centre line of the demising or partition walls separating one unit from another unit, the outmost face of the enclosing guard and the external face of the unit adjoining the balcony. 7. The units are measured at typical floor in the building. Columns may vary in size depending on the floor level.

ريحان

REHAN RESIDENCES

STUDIO	REHAN - ST-C
UNIT NO.	116
SUITE AREA	30.50 m ² / 328.30 ft ²
TERRACE AREA	12.40 m ² / 133.47 ft ²
TOTAL AREA	42.90 m ² / 461.77 ft ²



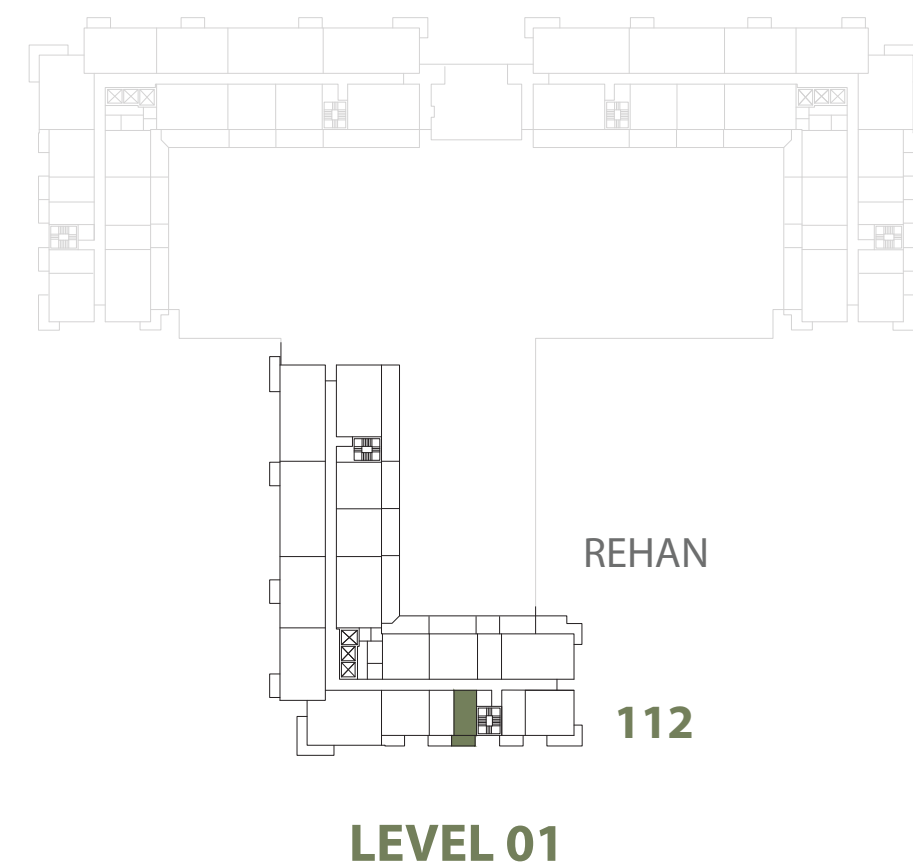
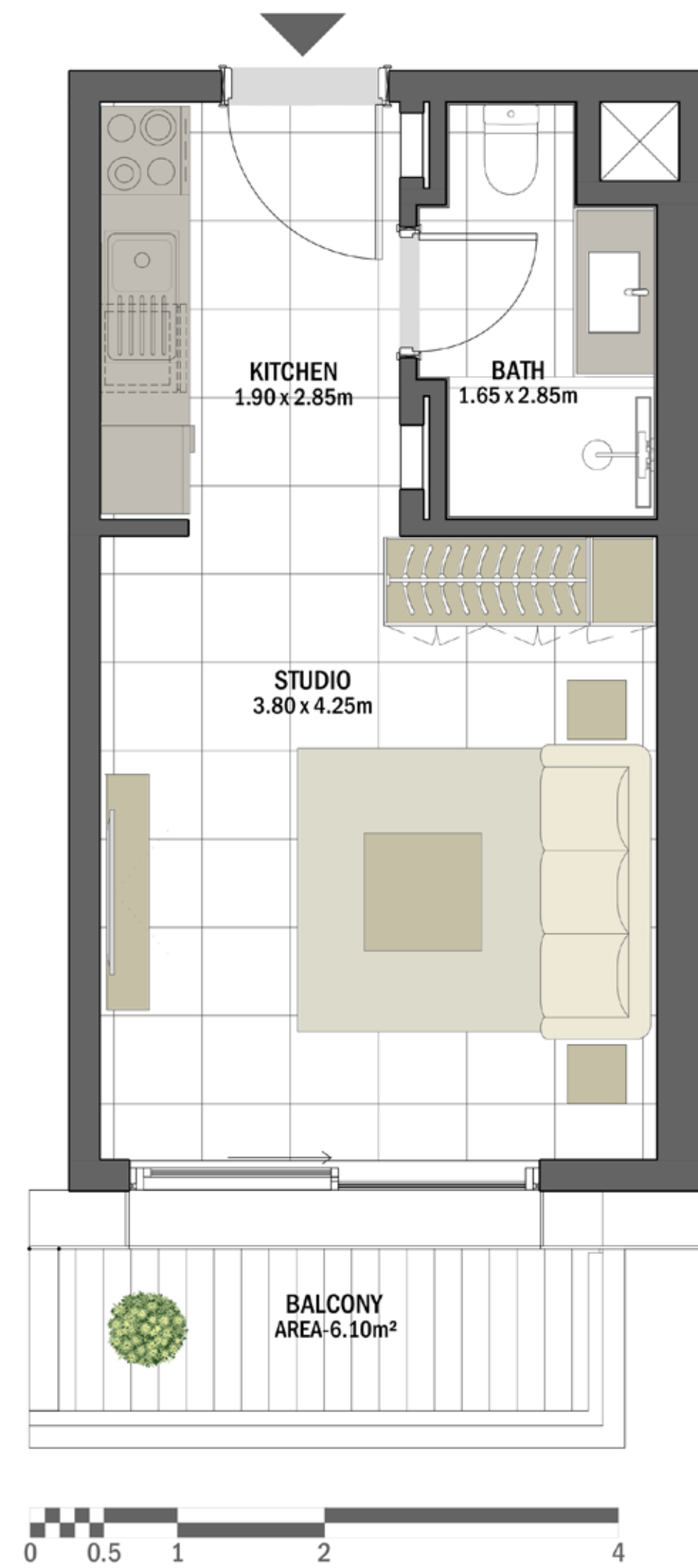
Disclaimer

1. All room dimensions are measured to structural elements and exclude all finishes and construction tolerances. 2. All dimensions have been provided by our consultant architects. 3. All materials, dimensions and drawings are approximate. Information is subject to change without notice. 4. Actual suite area may vary from the stated area. Drawings not to scale. The developer reserves the right to make revisions. 5. Calculation of suite area is measured as the area bounded by the centre line of the demising or partition walls separating one unit from another unit, the exterior face of all exterior walls, and the exterior face of the corridor wall enclosing the adjoining unit. 6. Calculation of balcony area is measured as the area bounded by the centre line of the demising or partition walls separating one unit from another unit, the outmost face of the enclosing guard and the external face of the unit adjoining the balcony. 7. The units are measured at typical floor in the building. Columns may vary in size depending on the floor level.

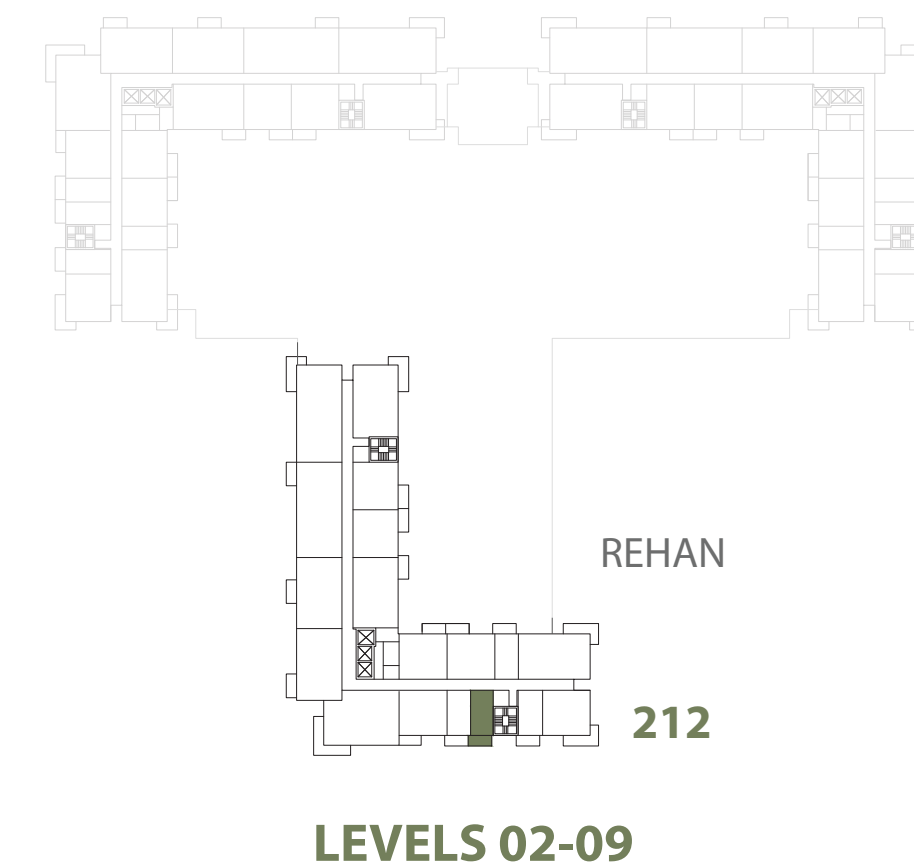
ريحان

REHAN RESIDENCES

STUDIO	REHAN - ST-E
UNIT NO.	112, 212, 312, 412, 512, 612, 712, 812, 912
SUITE AREA	30.90 m ² / 332.60 ft ²
BALCONY AREA	6.10 m ² / 65.66 ft ²
TOTAL AREA	37.00 m ² / 398.26 ft ²



LEVEL 01



LEVELS 02-09



جزيرة مريم
MARYAM ISLAND
SHARJAH

Disclaimer

1. All room dimensions are measured to structural elements and exclude all finishes and construction tolerances. 2. All dimensions have been provided by our consultant architects. 3. All materials, dimensions and drawings are approximate. Information is subject to change without notice. 4. Actual suite area may vary from the stated area. Drawings not to scale. The developer reserves the right to make revisions. 5. Calculation of suite area is measured as the area bounded by the centre line of the demising or partition walls separating one unit from another unit, the exterior face of all exterior walls, and the exterior face of the corridor wall enclosing the adjoining unit. 6. Calculation of balcony area is measured as the area bounded by the centre line of the demising or partition walls separating one unit from another unit, the outmost face of the enclosing guard and the external face of the unit adjoining the balcony. 7. The units are measured at typical floor in the building. Columns may vary in size depending on the floor level.