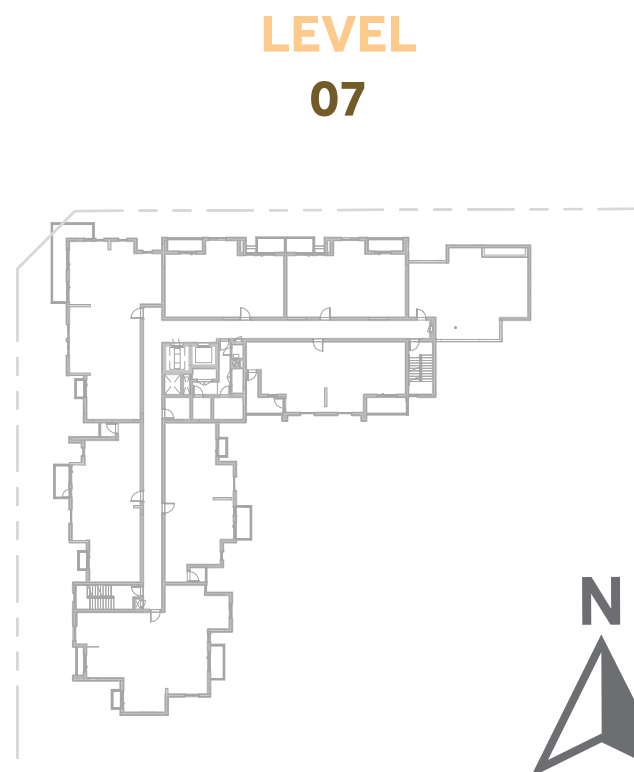
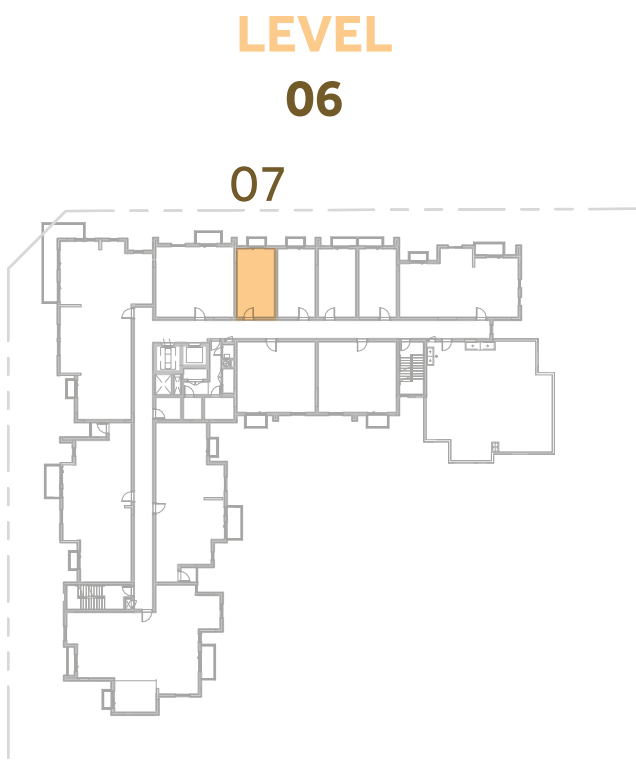
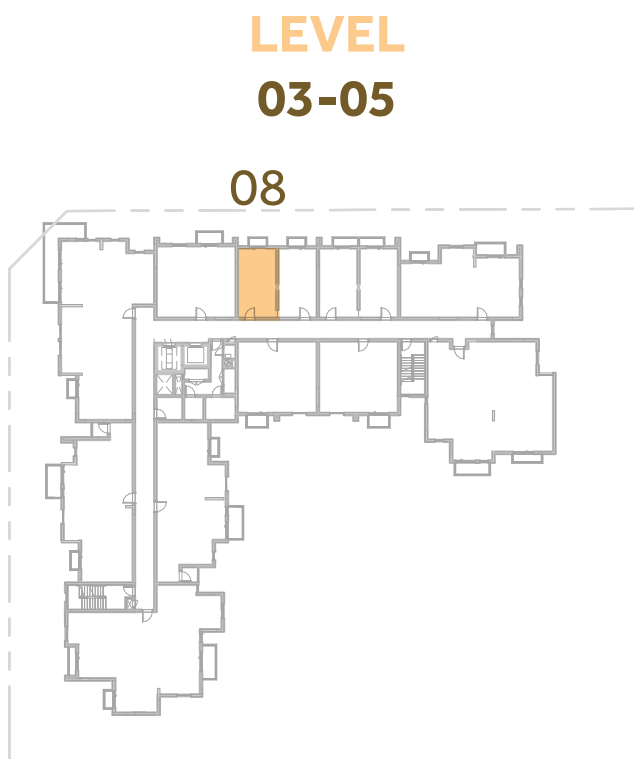
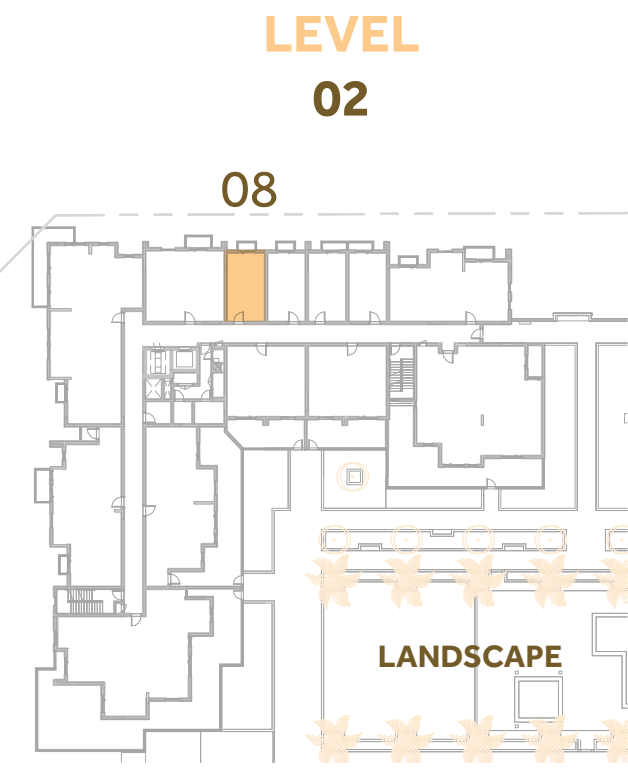
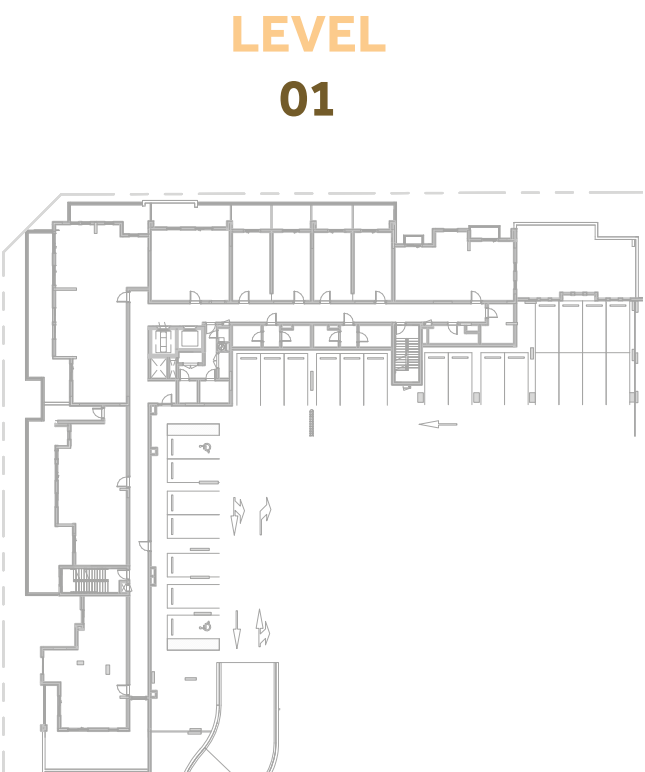
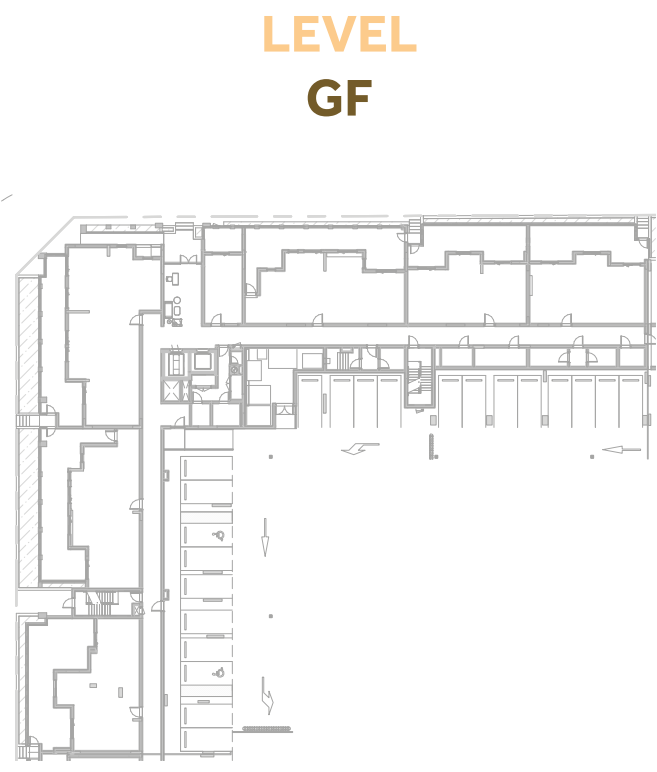
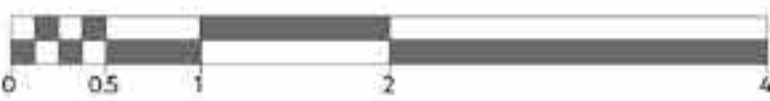




NOOR RESIDENCES

STUDIO	TYPE ST-1
UNIT NO.	208,308,408,508,607
SUITE AREA	33.34 m ² / 358.8 ft ²
BALCONY AREA	1.76 m ² / 18.9 ft ²
TOTAL AREA	35.10 m ² / 377.8 ft ²



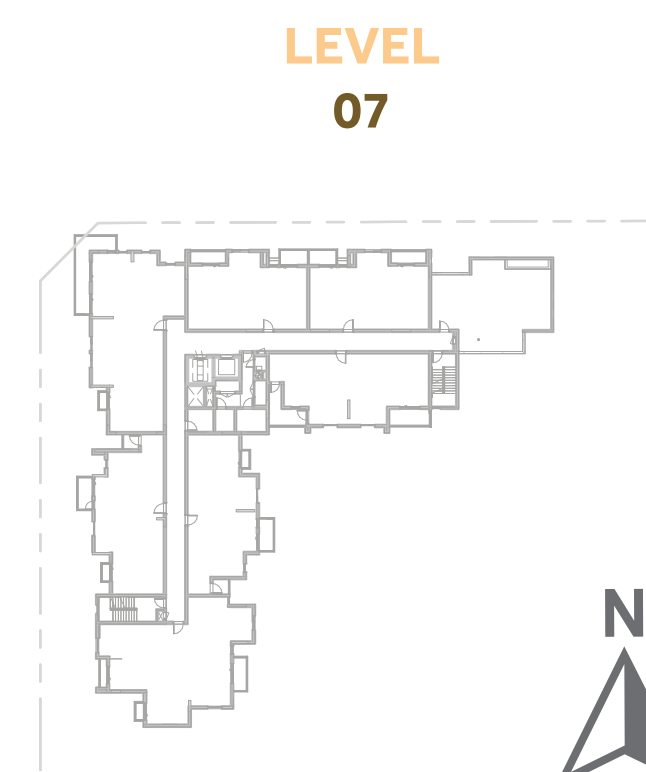
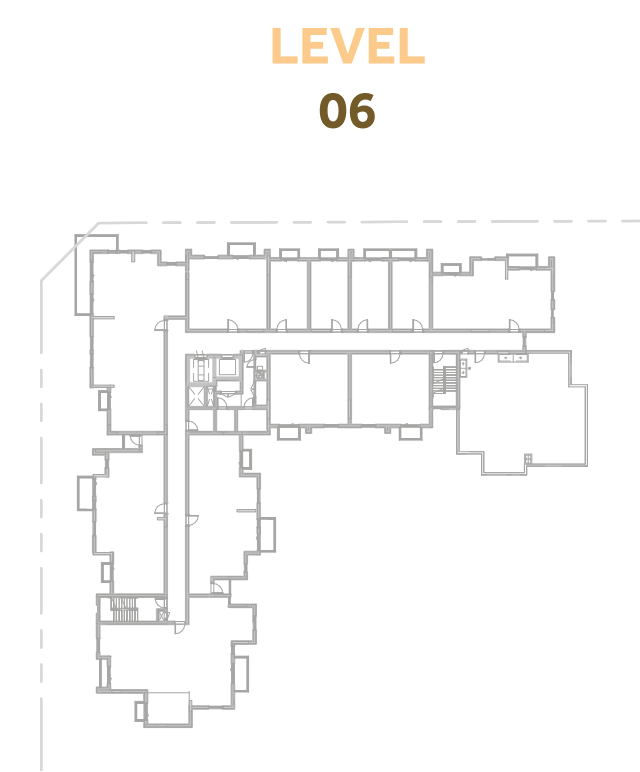
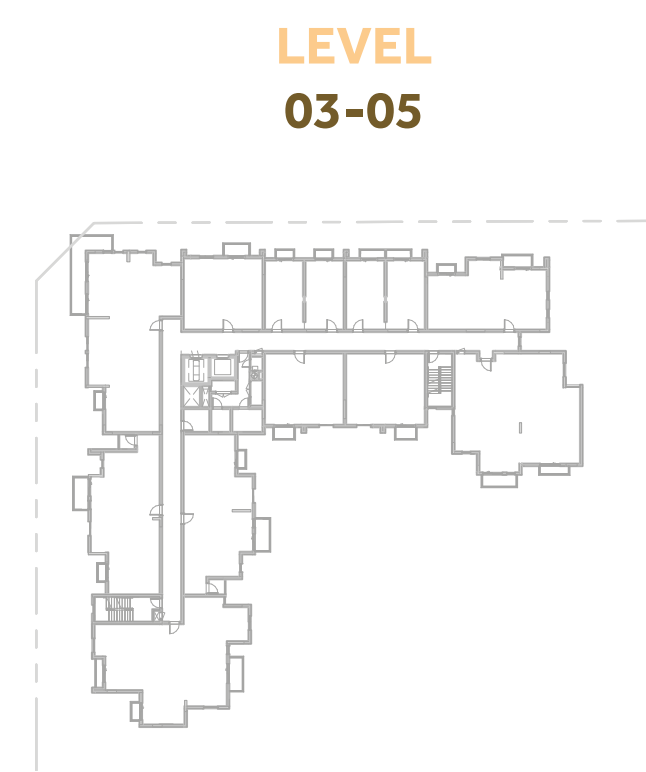
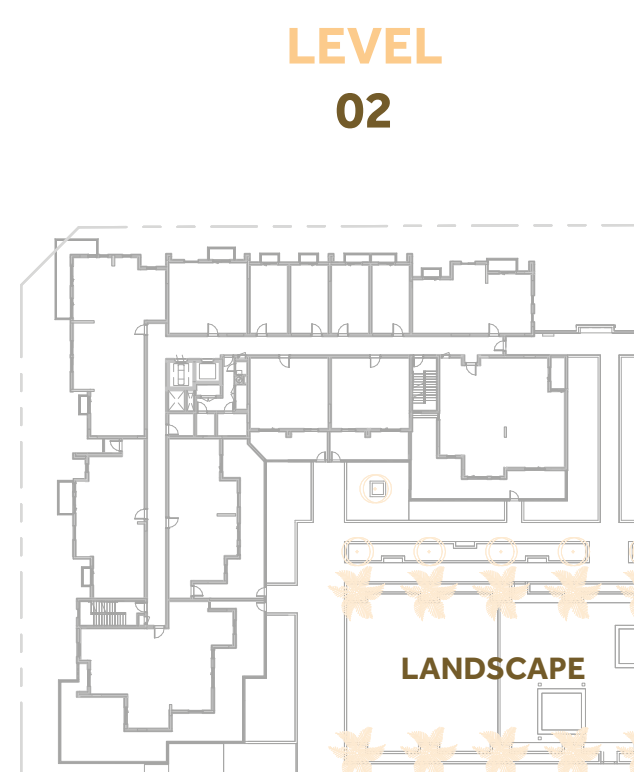
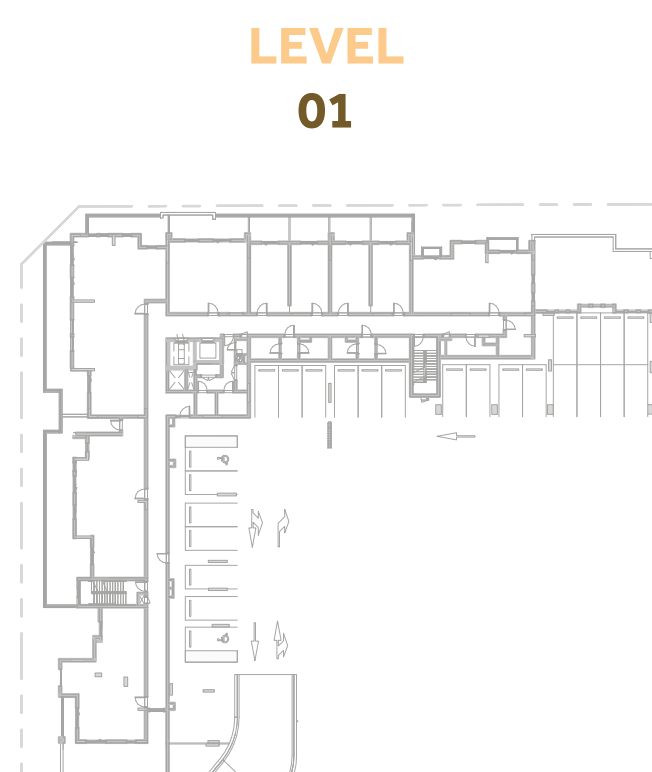
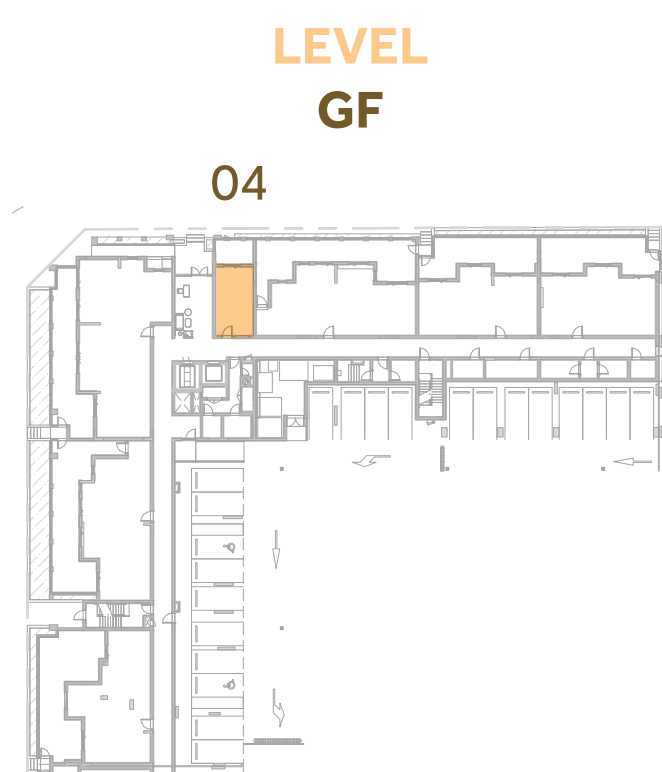
Disclaimer:
1. All room dimensions are measured to structural elements and exclude all finishes and construction tolerances. 2. All dimensions have been provided by our consultant architects. 3. All materials, dimensions and drawings are approximate. Information is subject to change without notice. 4. Actual suite area may vary from the stated area. Drawings not to scale. The developer reserves the right to make revisions. 5. Calculation of suite area is measured as the area bounded by the centre line of the demising or partition walls separating one unit from another unit, the exterior face of all exterior walls, and the exterior face of the corridor wall enclosing the adjoining unit. 6. Calculation of balcony area is measured as the area bounded by the centre line of the demising or partition walls separating one unit from another unit, the out most face of the enclosing guard and the external face of the unit adjoining the balcony. 7. The units are measured at typical floor in the building. Columns may vary in size depending on the floor level.



رزیدنسز

NOOR RESIDENCES

STUDIO	TYPE ST-2
UNIT NO.	004
SUITE AREA	35.07 m ² / 377.4ft ²
COVERED TERRACE AREA	11.92 m ² / 128.3 ft ²
TOTAL AREA	46.99m ² / 505.7 ft ²



جزيرة مريم
MARYAM ISLAND

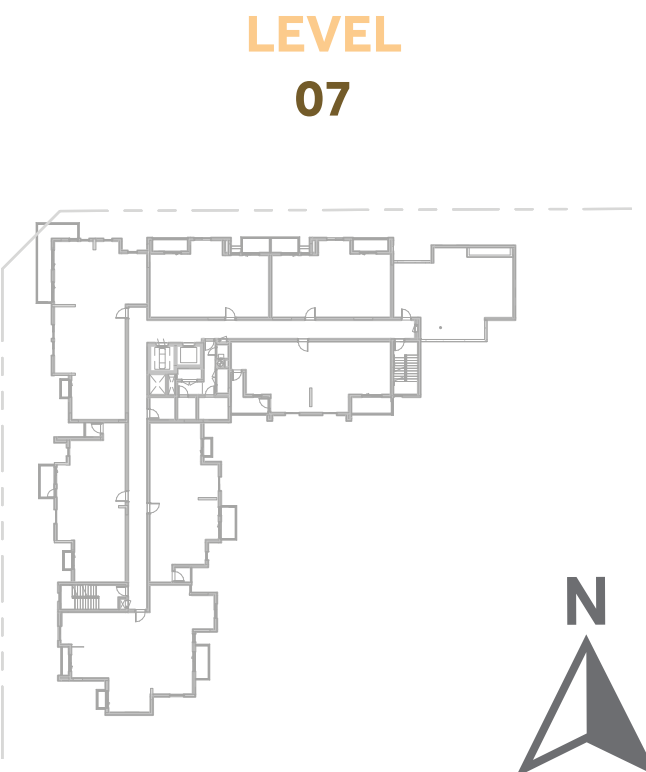
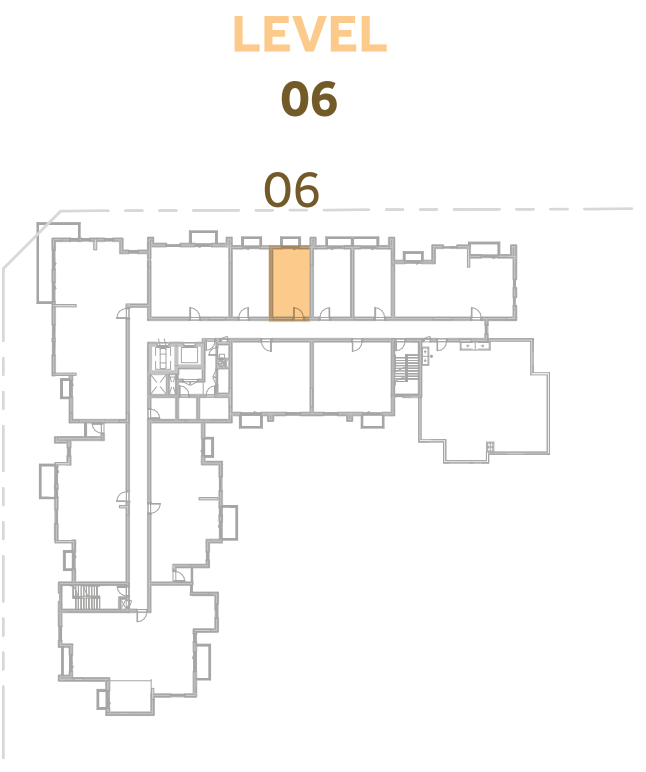
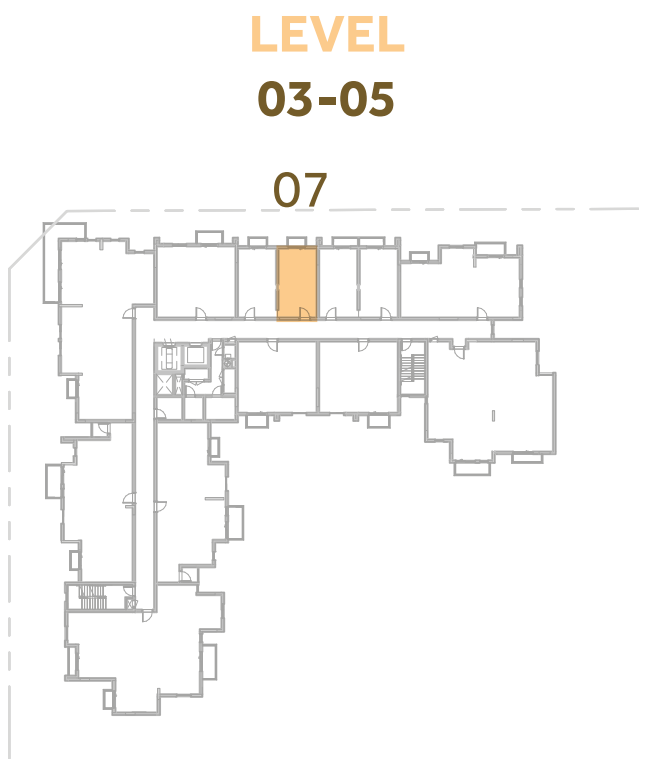
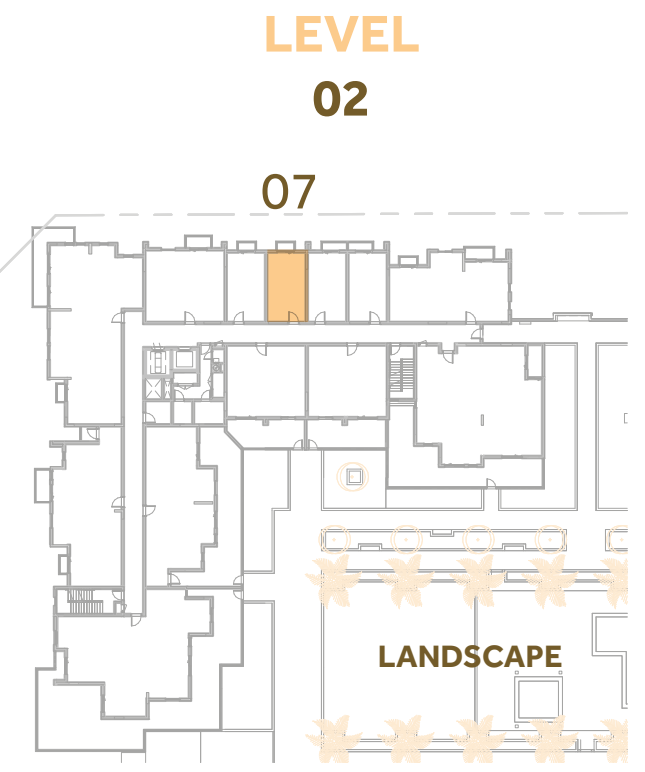
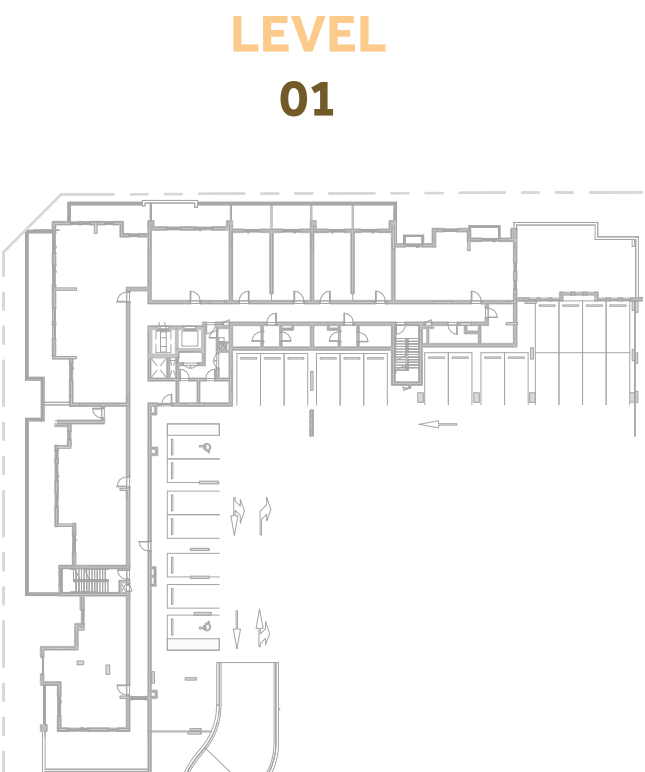
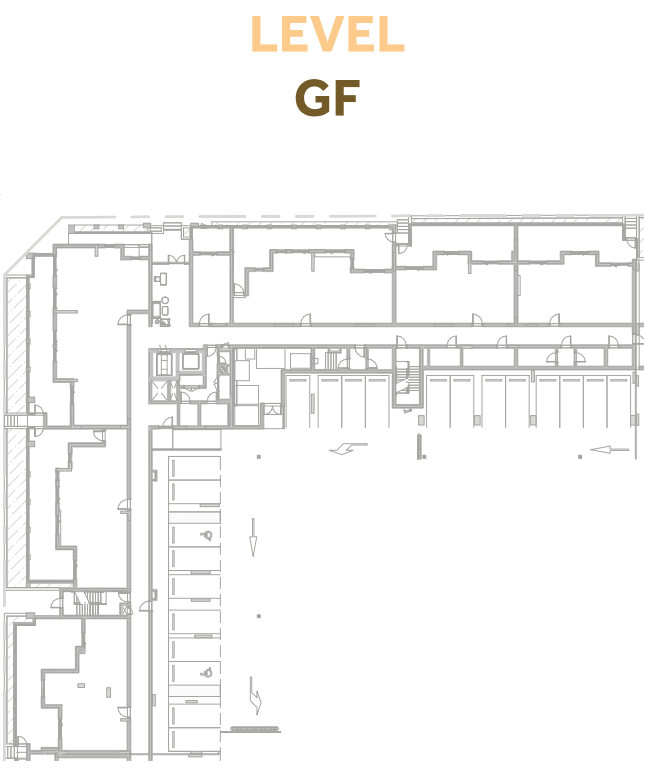
Disclaimer:

1. All room dimensions are measured to structural elements and exclude all finishes and construction tolerances. 2. All dimensions have been provided by our consultant architects. 3. All materials, dimensions and drawings are approximate. Information is subject to change without notice. 4. Actual suite area may vary from the stated area. Drawings not to scale. The developer reserves the right to make revisions. 5. Calculation of suite area is measured as the area bounded by the centre line of the demising or partition walls separating one unit from another unit, the exterior face of all exterior walls, and the exterior face of the corridor wall enclosing the adjoining unit. 6. Calculation of balcony area is measured as the area bounded by the centre line of the demising or partition walls separating one unit from another unit, the out most face of the enclosing guard and the external face of the unit adjoining the balcony. 7. The units are measured at typical floor in the building. Columns may vary in size depending on the floor level.



NOOR RESIDENCES

STUDIO	TYPE ST-1M
UNIT NO.	207,307,407,507,606
SUITE AREA	33.34 m ² / 358.8 ft ²
BALCONY AREA	1.76m ² / 18.9ft ²
TOTAL AREA	35.10m ² / 377.8ft ²

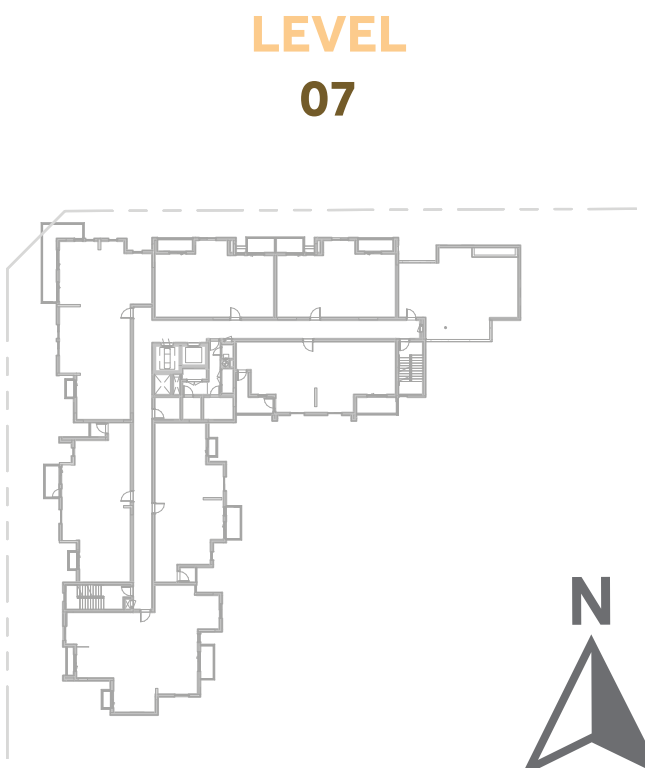
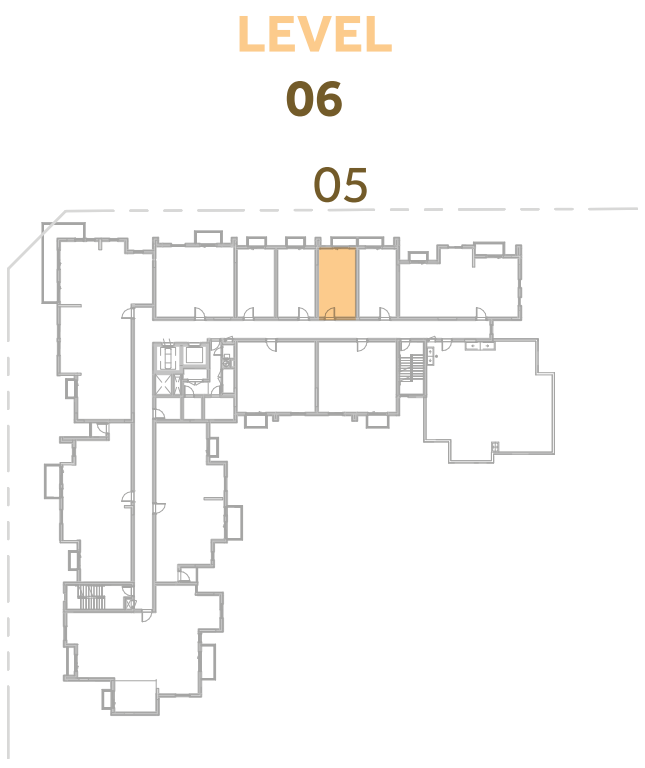
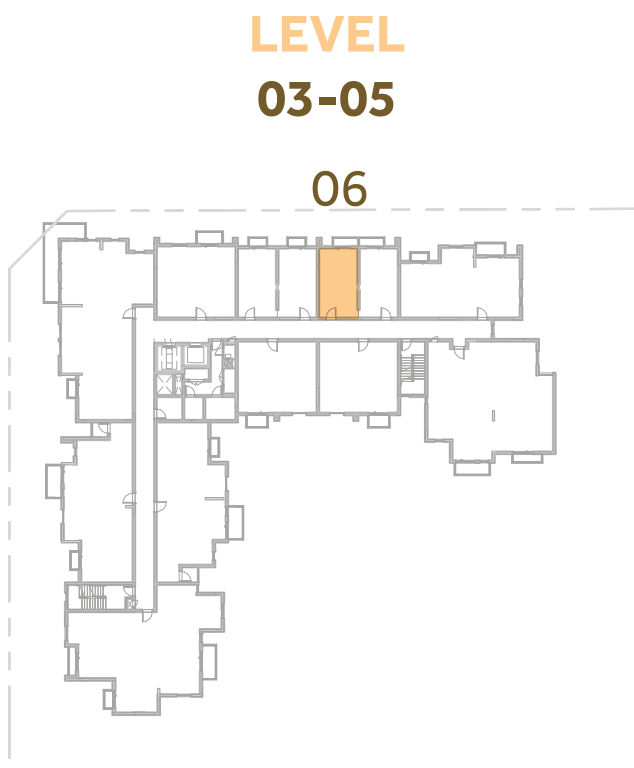
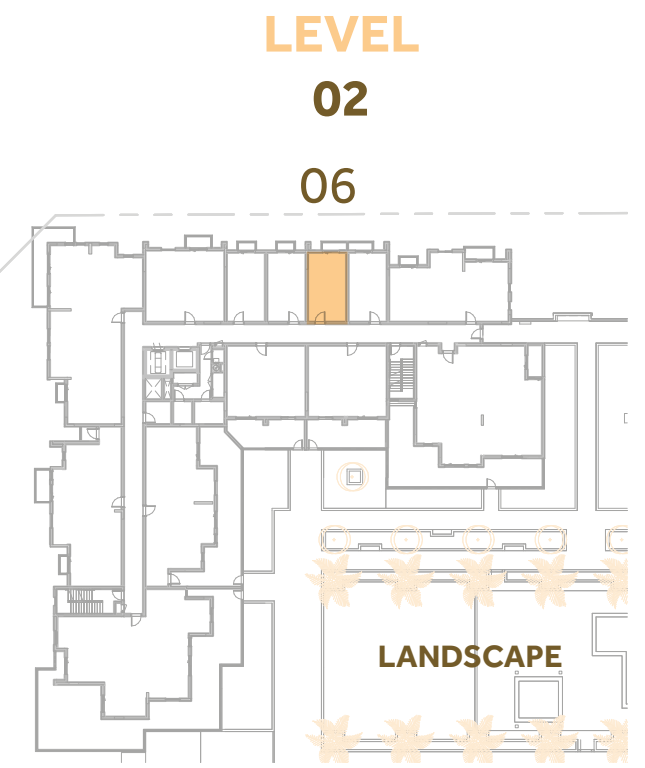
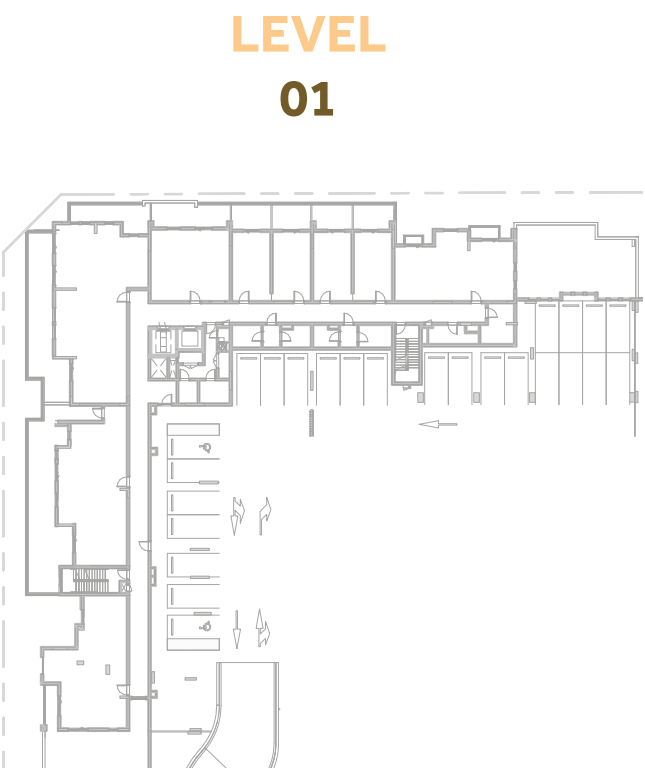
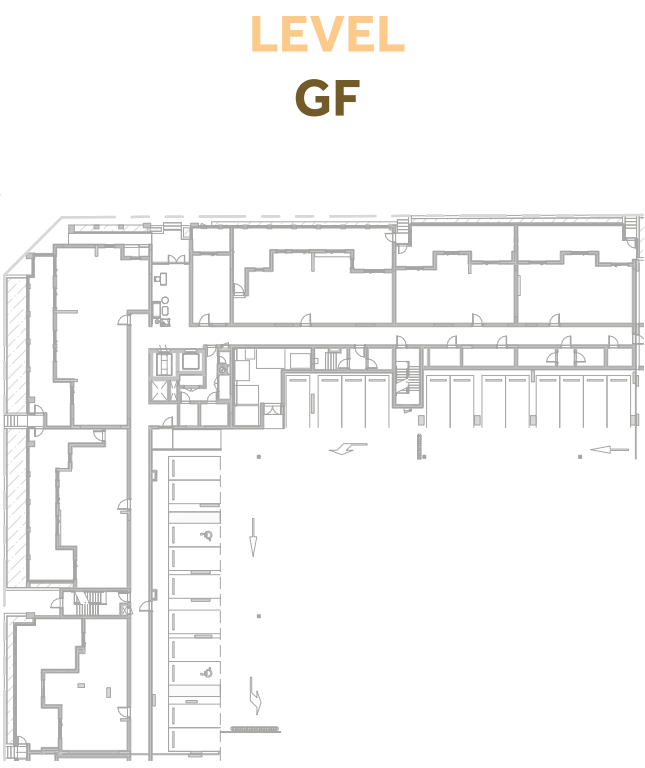


Disclaimer:
1. All room dimensions are measured to structural elements and exclude all finishes and construction tolerances. 2. All dimensions have been provided by our consultant architects. 3. All materials, dimensions and drawings are approximate. Information is subject to change without notice. 4. Actual suite area may vary from the stated area. Drawings not to scale. The developer reserves the right to make revisions. 5. Calculation of suite area is measured as the area bounded by the centre line of the demising or partition walls separating one unit from another unit, the exterior face of all exterior walls, and the exterior face of the corridor wall enclosing the adjoining unit. 6. Calculation of balcony area is measured as the area bounded by the centre line of the demising or partition walls separating one unit from another unit, the out most face of the enclosing guard and the external face of the unit adjoining the balcony. 7. The units are measured at typical floor in the building. Columns may vary in size depending on the floor level.



NOOR RESIDENCES

STUDIO	TYPE ST-8
UNIT NO.	206, 306, 406, 506, 605
SUITE AREA	33.34m ² / 358.8ft ²
BALCONY AREA	2.43 m ² / 26.1 ft ²
TOTAL AREA	35.77m ² / 385.0ft ²



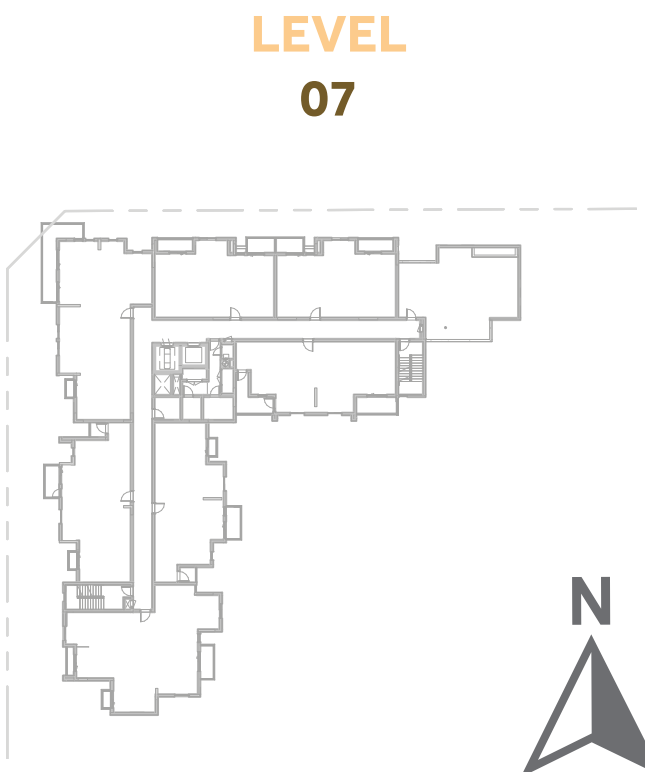
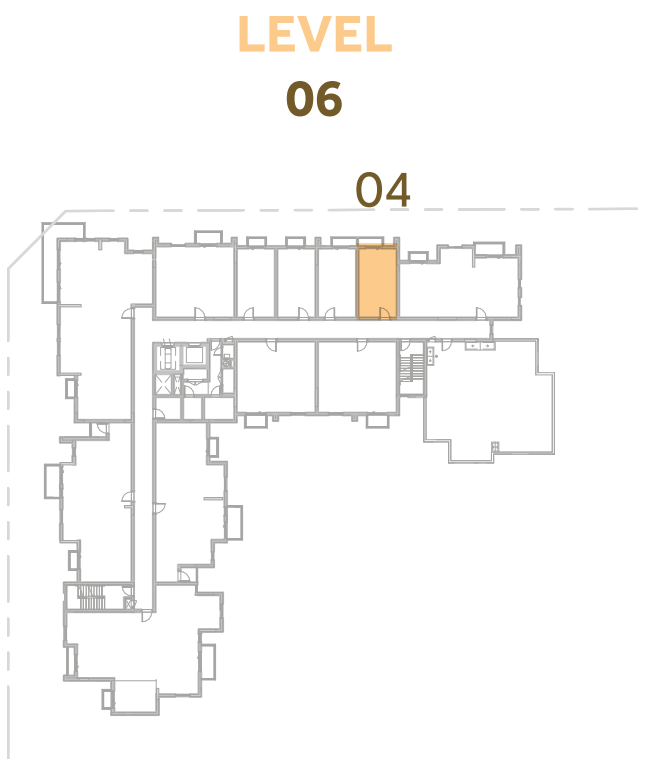
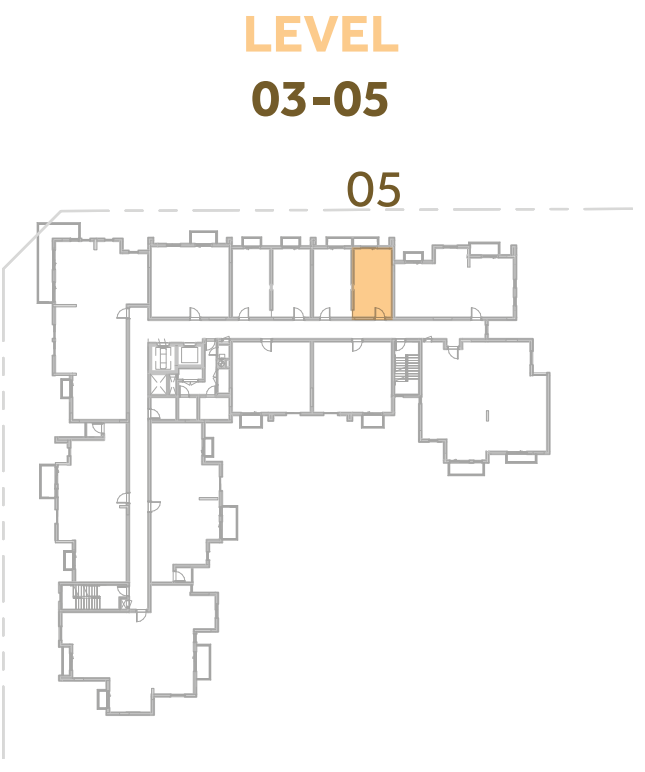
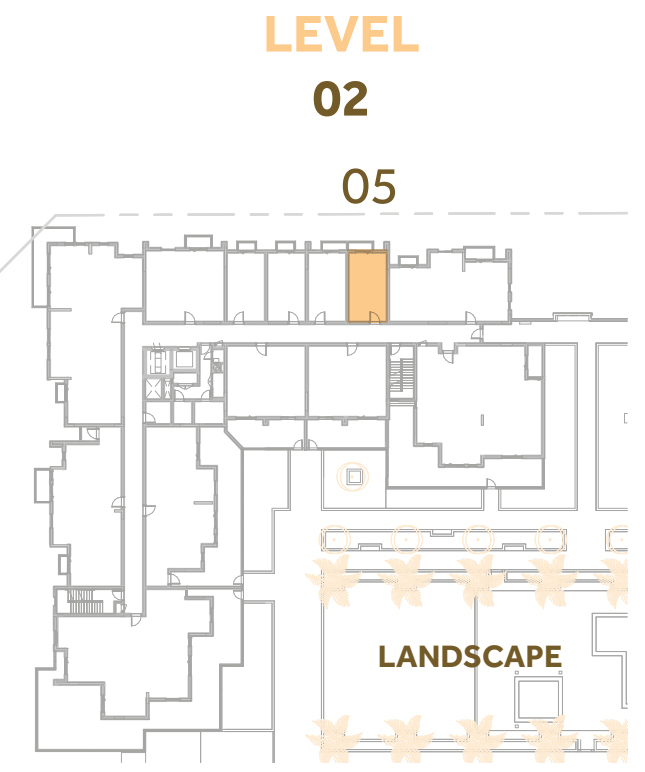
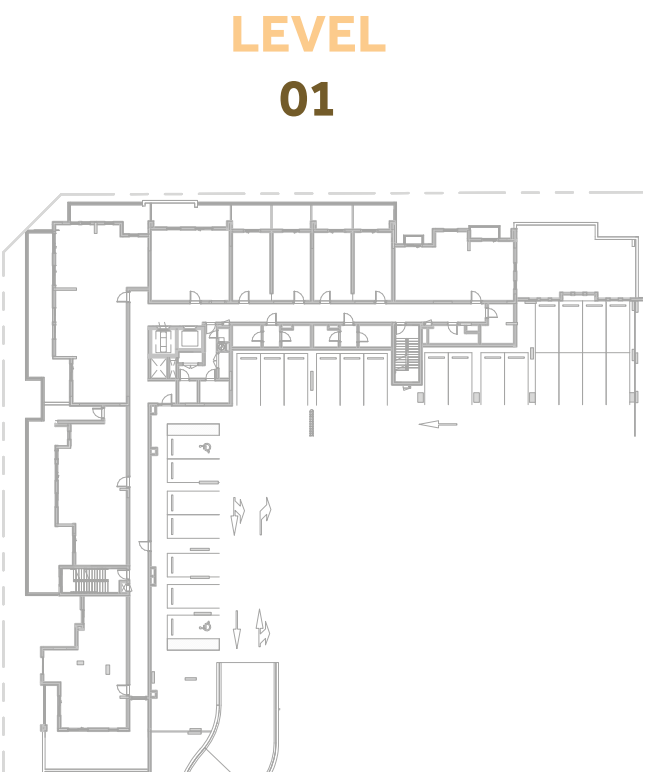
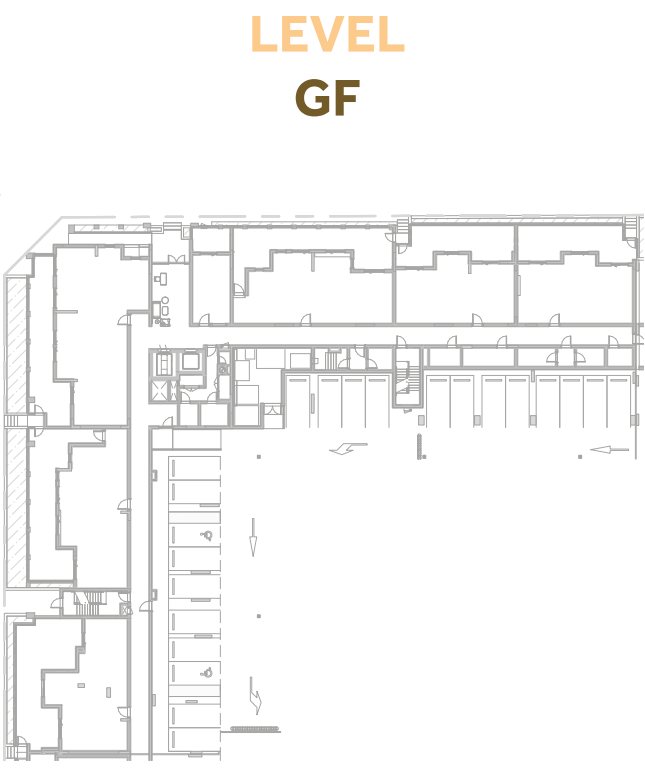
جزيرة مريم
MARYAM ISLAND

Disclaimer:
1. All room dimensions are measured to structural elements and exclude all finishes and construction tolerances. 2. All dimensions have been provided by our consultant architects. 3. All materials, dimensions and drawings are approximate. Information is subject to change without notice. 4. Actual suite area may vary from the stated area. Drawings not to scale. The developer reserves the right to make revisions. 5. Calculation of suite area is measured as the area bounded by the centre line of the demising or partition walls separating one unit from another unit, the exterior face of all exterior walls, and the exterior face of the corridor wall enclosing the adjoining unit. 6. Calculation of balcony area is measured as the area bounded by the centre line of the demising or partition walls separating one unit from another unit, the out most face of the enclosing guard and the external face of the unit adjoining the balcony. 7. The units are measured at typical floor in the building. Columns may vary in size depending on the floor level.



NOOR RESIDENCES

STUDIO	TYPE ST-8M
UNIT NO.	205, 305, 405, 505, 604
SUITE AREA	33.56 m ² / 361.2ft ²
BALCONY AREA	2.43 m ² / 26.1 ft ²
TOTAL AREA	35.99m ² / 387.3 ft ²

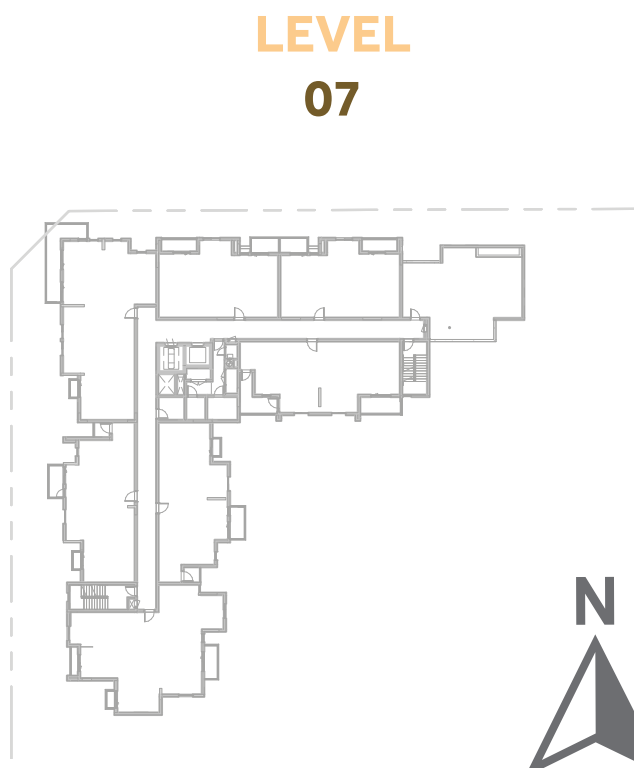
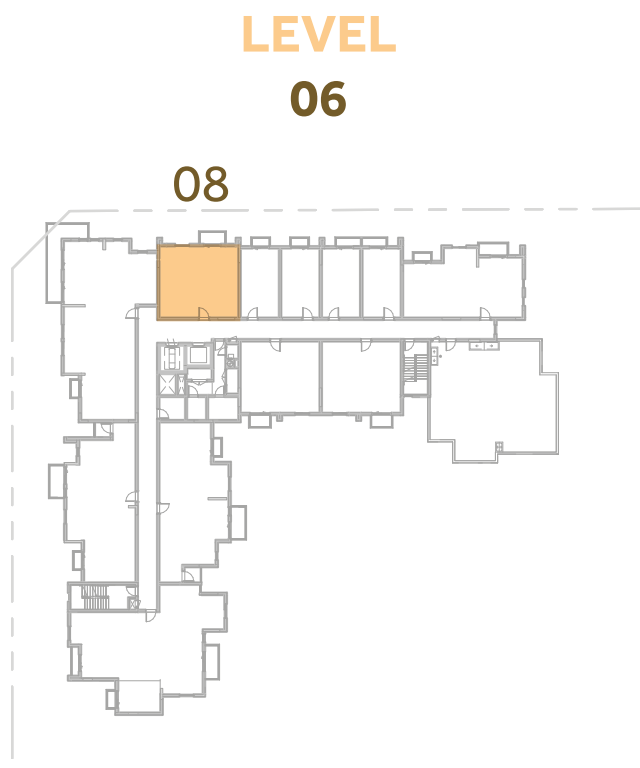
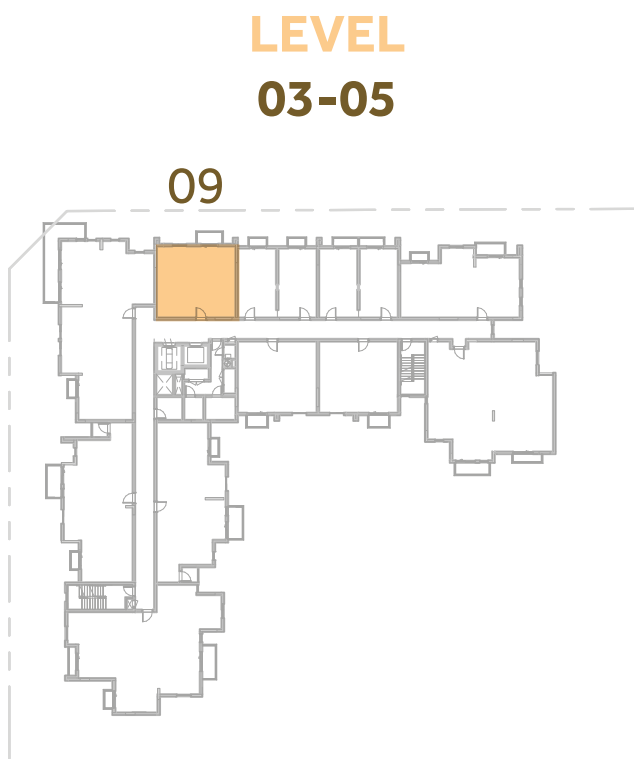
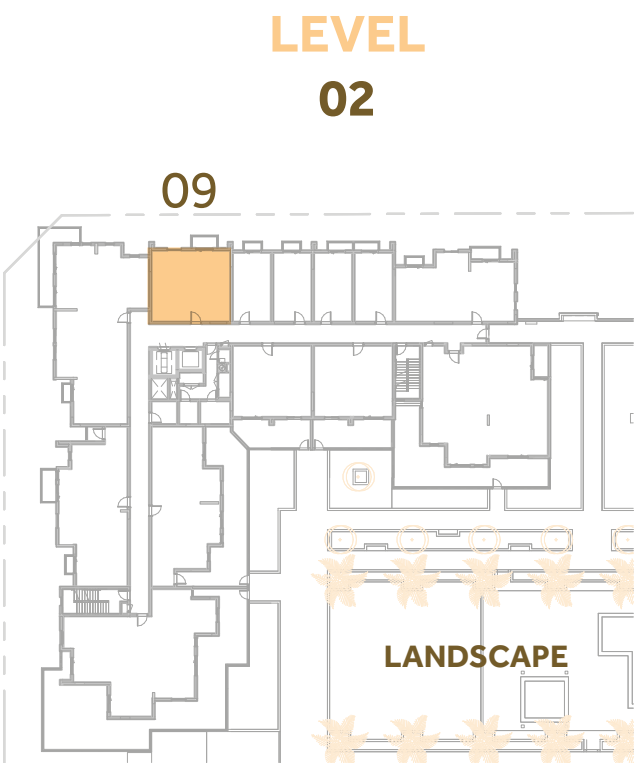
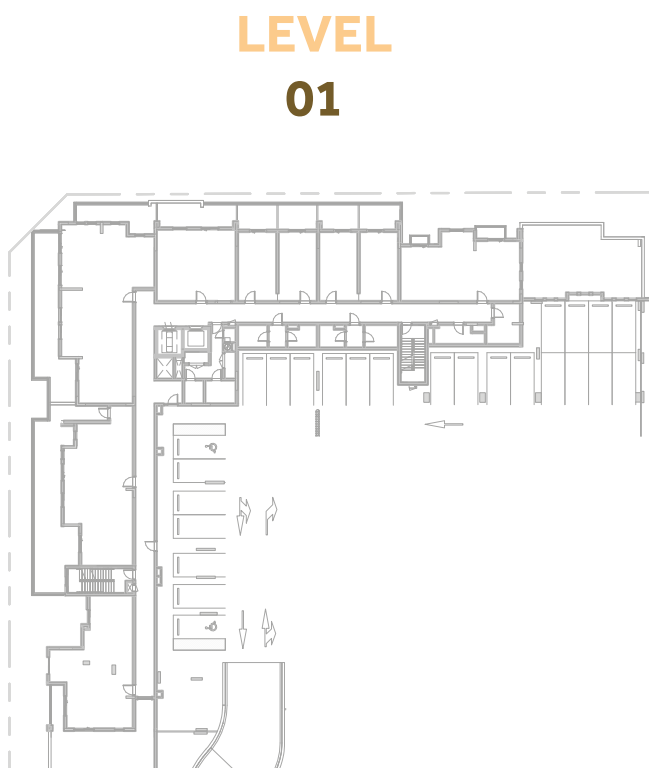
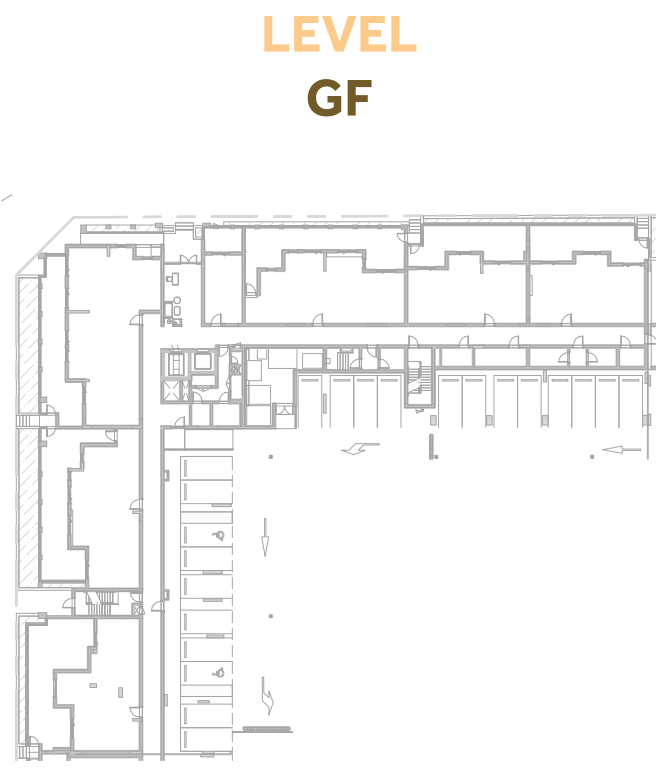


Disclaimer:
1. All room dimensions are measured to structural elements and exclude all finishes and construction tolerances. 2. All dimensions have been provided by our consultant architects. 3. All materials, dimensions and drawings are approximate. Information is subject to change without notice. 4. Actual suite area may vary from the stated area. Drawings not to scale. The developer reserves the right to make revisions. 5. Calculation of suite area is measured as the area bounded by the centre line of the demising or partition walls separating one unit from another unit, the exterior face of all exterior walls, and the exterior face of the corridor wall enclosing the adjoining unit. 6. Calculation of balcony area is measured as the area bounded by the centre line of the demising or partition walls separating one unit from another unit, the out most face of the enclosing guard and the external face of the unit adjoining the balcony. 7. The units are measured at typical floor in the building. Columns may vary in size depending on the floor level.



NOOR RESIDENCES

1 BEDROOM	TYPE 1A-1
UNIT NO.	209,309,409,509,608
SUITE AREA	69.18 m ² / 744.7 ft ²
BALCONY AREA	3.62m ² / 38.9ft ²
TOTAL AREA	72.80m ² / 783.6 ft ²



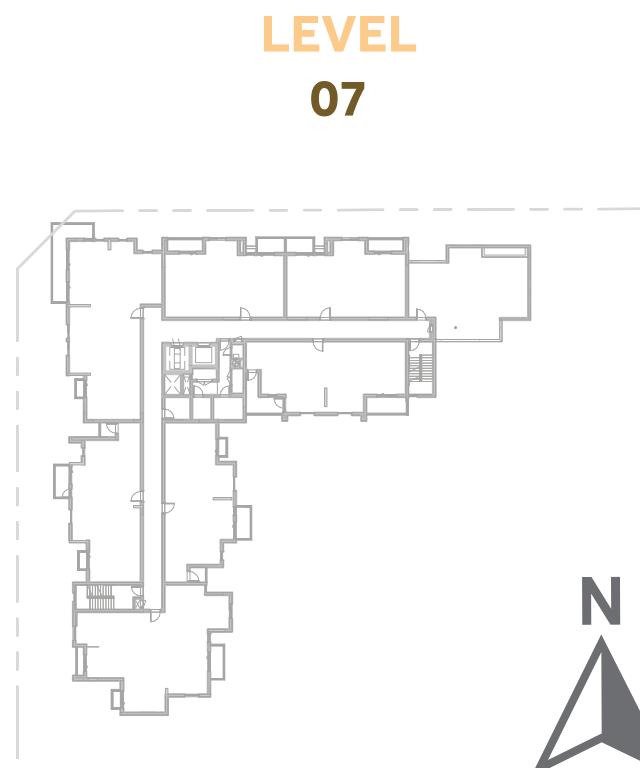
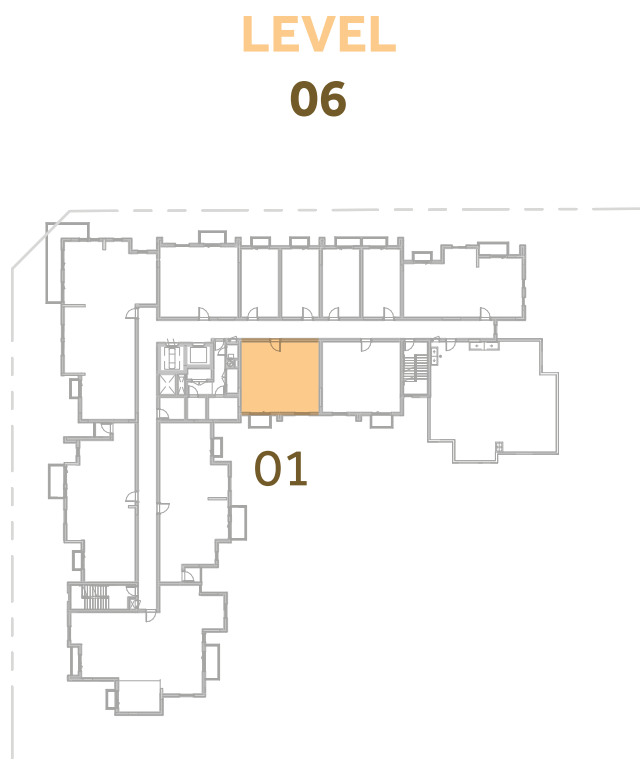
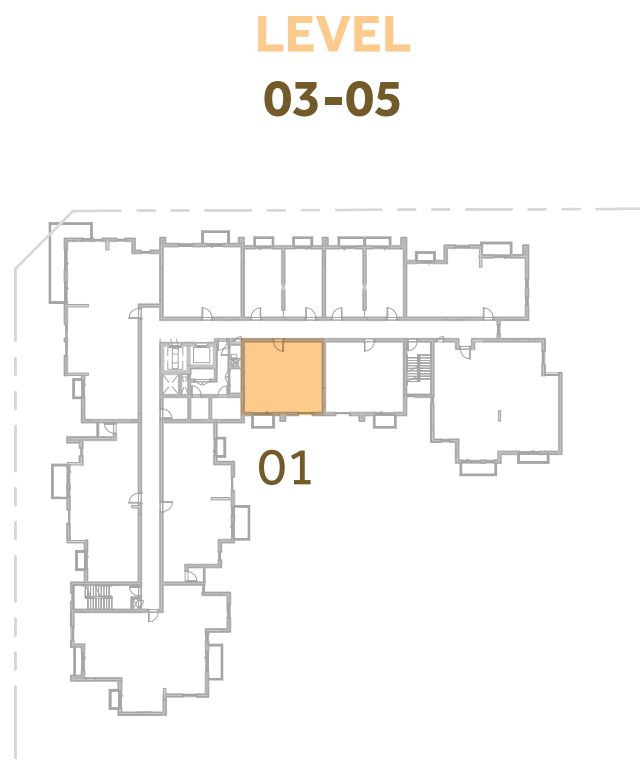
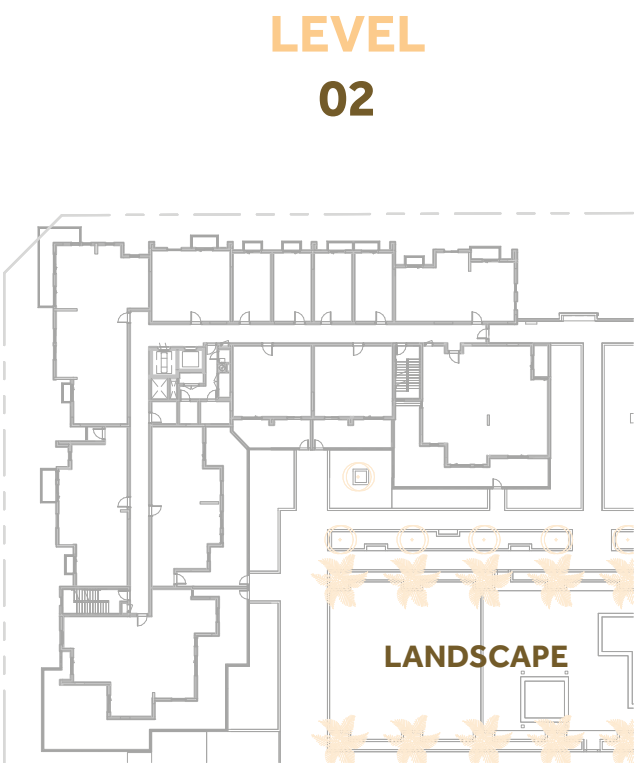
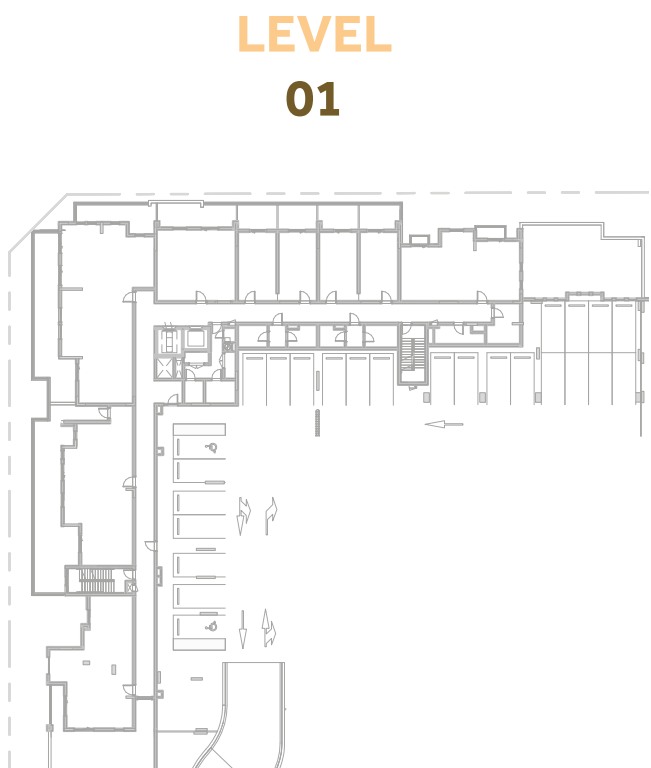
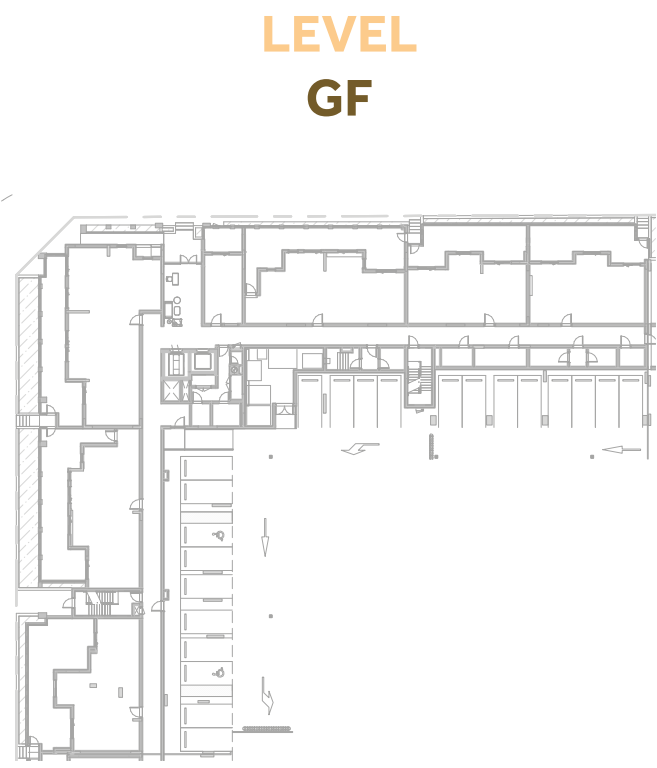
جزيرة مريم
MARYAM ISLAND

Disclaimer:
1. All room dimensions are measured to structural elements and exclude all finishes and construction tolerances. 2. All dimensions have been provided by our consultant architects. 3. All materials, dimensions and drawings are approximate. Information is subject to change without notice. 4. Actual suite area may vary from the stated area. Drawings not to scale. The developer reserves the right to make revisions. 5. Calculation of suite area is measured as the area bounded by the centre line of the demising or partition walls separating one unit from another unit, the exterior face of all exterior walls, and the exterior face of the corridor wall enclosing the adjoining unit. 6. Calculation of balcony area is measured as the area bounded by the centre line of the demising or partition walls separating one unit from another unit, the out most face of the enclosing guard and the external face of the unit adjoining the balcony. 7. The units are measured at typical floor in the building. Columns may vary in size depending on the floor level.



NOOR RESIDENCES

1 BEDROOM	TYPE 1A-3
UNIT NO.	301,401,501,601
SUITE AREA	68.85 m ² / 741.0ft ²
BALCONY AREA	2.94m ² / 31.6 ft ²
TOTAL AREA	71.79m ² / 772.7ft ²



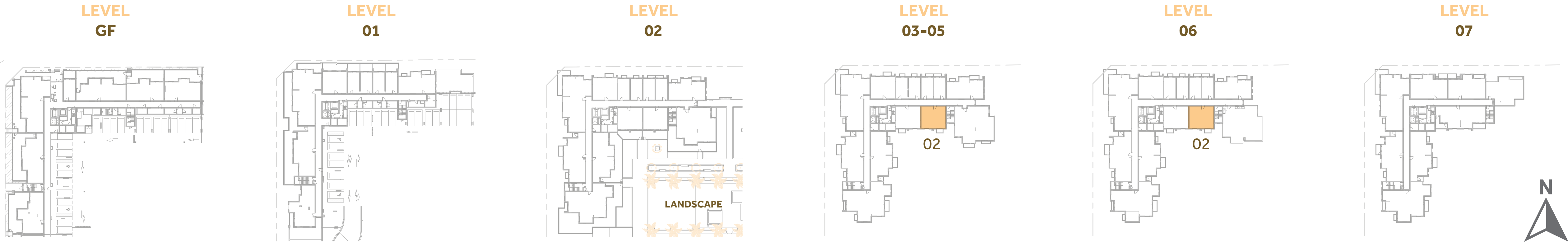
جزيرة مريم
MARYAM ISLAND

Disclaimer:
1. All room dimensions are measured to structural elements and exclude all finishes and construction tolerances. 2. All dimensions have been provided by our consultant architects. 3. All materials, dimensions and drawings are approximate. Information is subject to change without notice. 4. Actual suite area may vary from the stated area. Drawings not to scale. The developer reserves the right to make revisions. 5. Calculation of suite area is measured as the area bounded by the centre line of the demising or partition walls separating one unit from another unit, the exterior face of all exterior walls, and the exterior face of the corridor wall enclosing the adjoining unit. 6. Calculation of balcony area is measured as the area bounded by the centre line of the demising or partition walls separating one unit from another unit, the out most face of the enclosing guard and the external face of the unit adjoining the balcony. 7. The units are measured at typical floor in the building. Columns may vary in size depending on the floor level.



NOOR RESIDENCES

1 BEDROOM	TYPE 1A-3M
UNIT NO.	302,402,502,602
SUITE AREA	69.98 m ² / 753.2ft ²
BALCONY AREA	2.94m ² / 31.6ft ²
TOTAL AREA	72.92m ² / 784.9ft ²



جزيرة مريم
MARYAM ISLAND

Disclaimer:
1. All room dimensions are measured to structural elements and exclude all finishes and construction tolerances. 2. All dimensions have been provided by our consultant architects. 3. All materials, dimensions and drawings are approximate. Information is subject to change without notice. 4. Actual suite area may vary from the stated area. Drawings not to scale. The developer reserves the right to make revisions. 5. Calculation of suite area is measured as the area bounded by the centre line of the demising or partition walls separating one unit from another unit, the exterior face of all exterior walls, and the exterior face of the corridor wall enclosing the adjoining unit. 6. Calculation of balcony area is measured as the area bounded by the centre line of the demising or partition walls separating one unit from another unit, the out most face of the enclosing guard and the external face of the unit adjoining the balcony. 7. The units are measured at typical floor in the building. Columns may vary in size depending on the floor level.

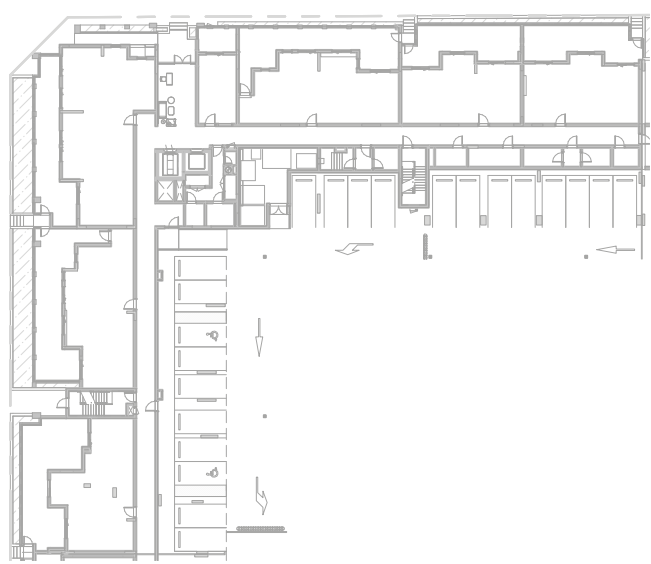


NOOR RESIDENCES

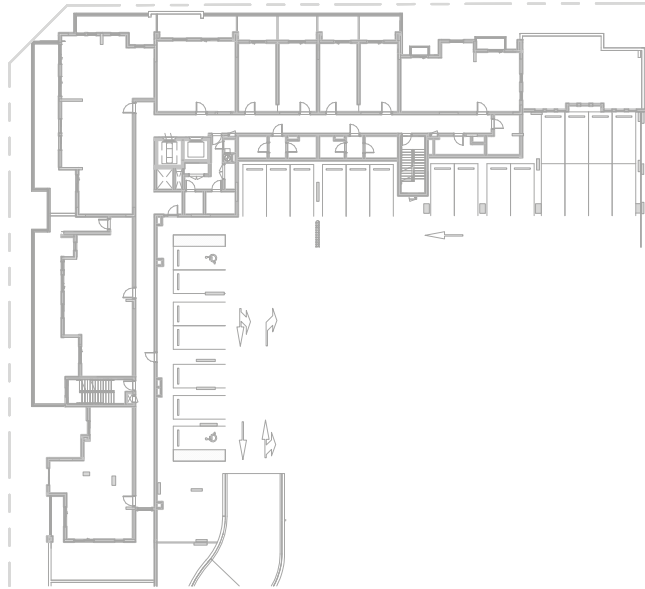
1 BEDROOM	TYPE 1A-5
UNIT NO.	202
SUITE AREA	69.98 m ² / 753.2ft ²
COVERED TERRACE AREA	3.29 m ² / 35.4ft ²
TOTAL AREA	73.27m ² / 788.6ft ²
GARDEN TERRACE	23.73 m ² / 255.43ft ²



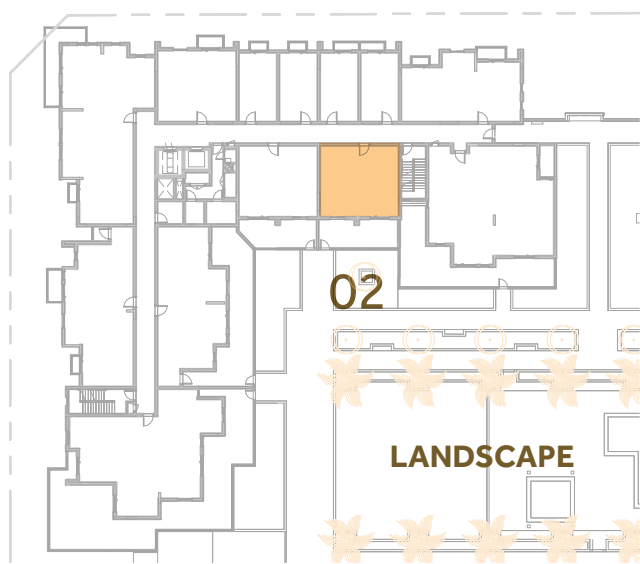
LEVEL
GF



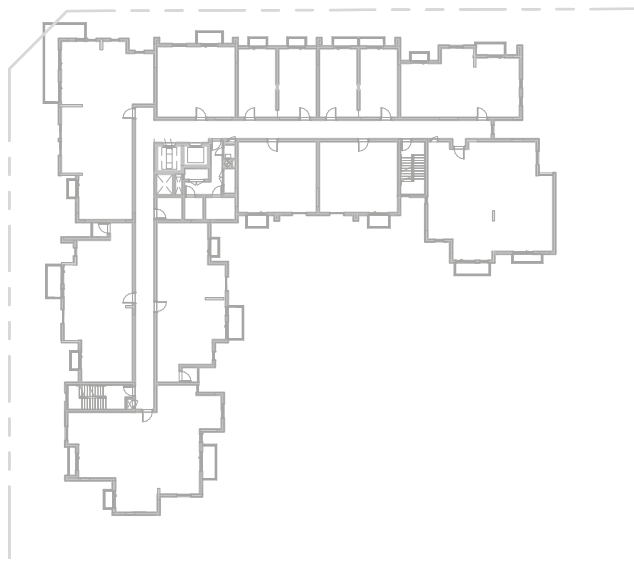
LEVEL
01



LEVEL
02



LEVEL
03-05



LEVEL
06



LEVEL
07



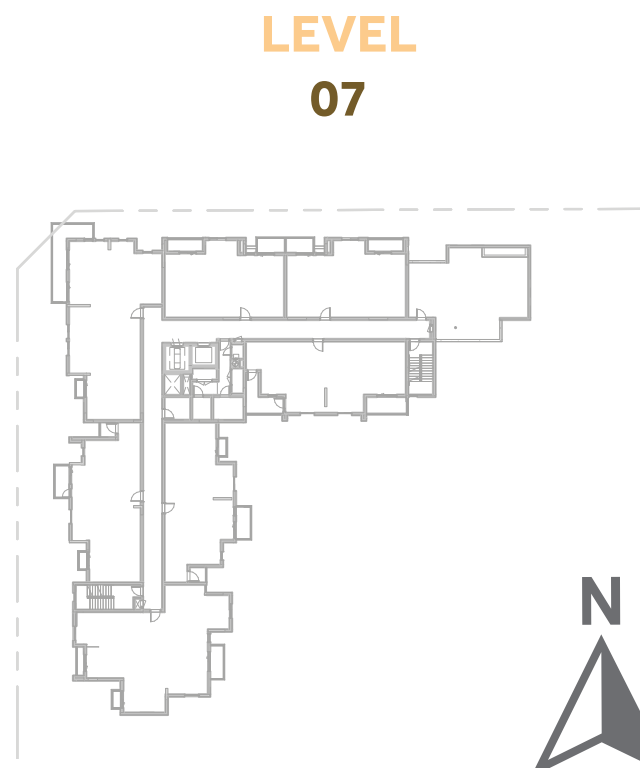
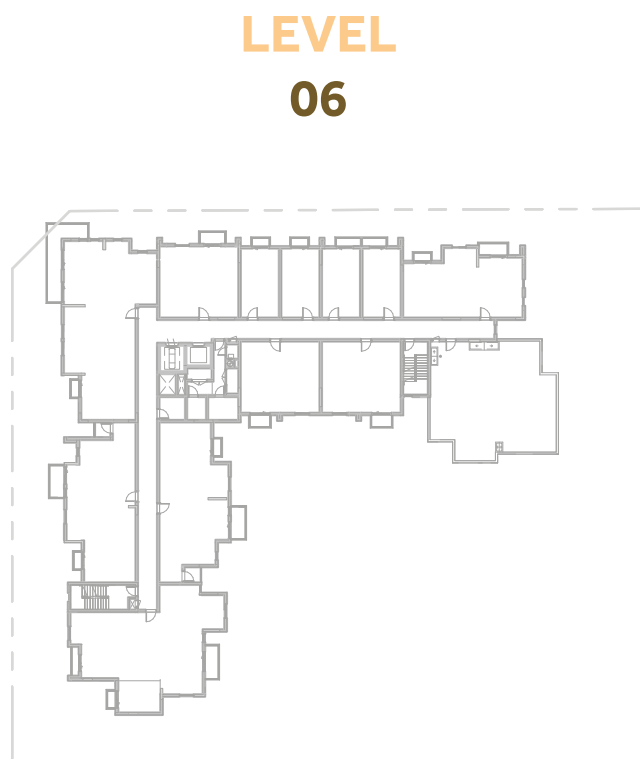
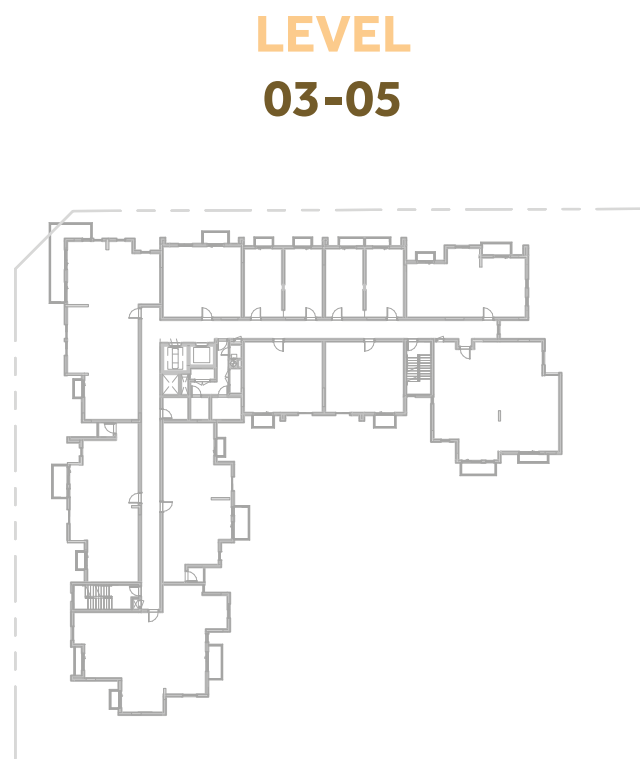
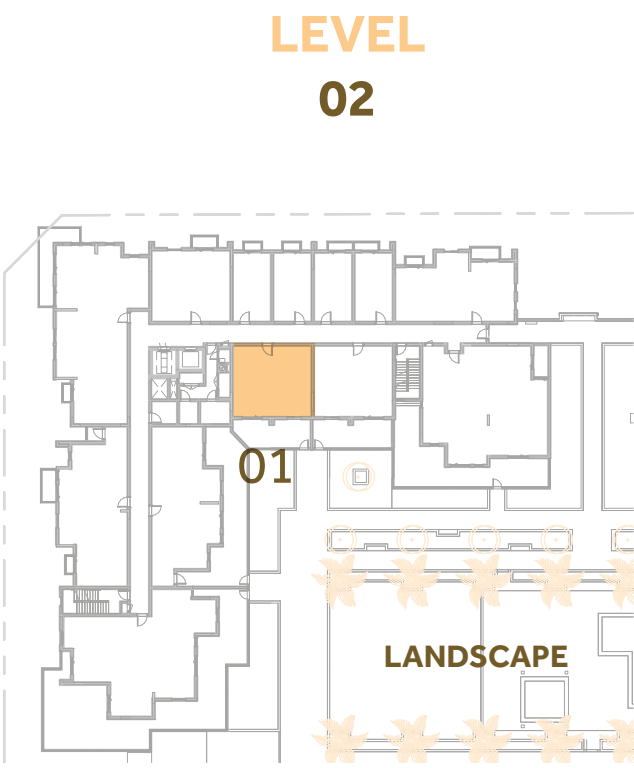
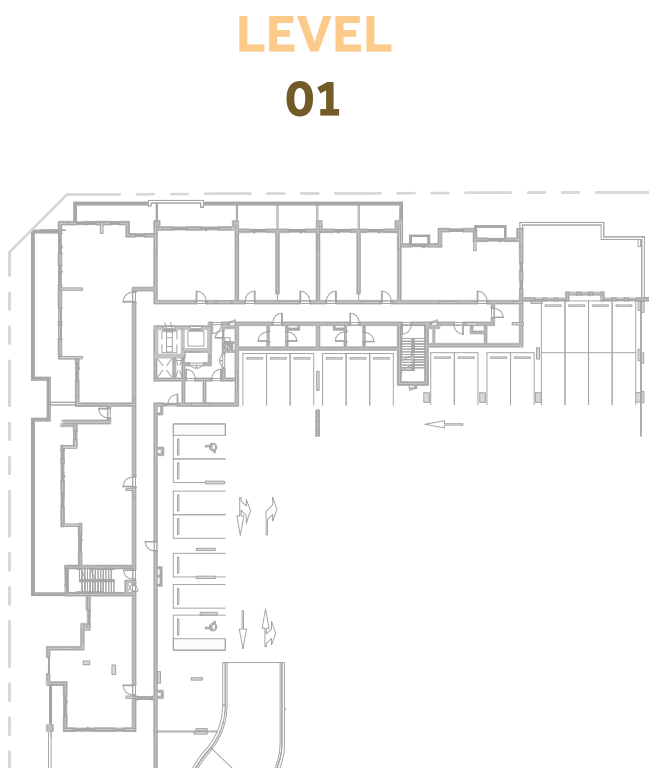
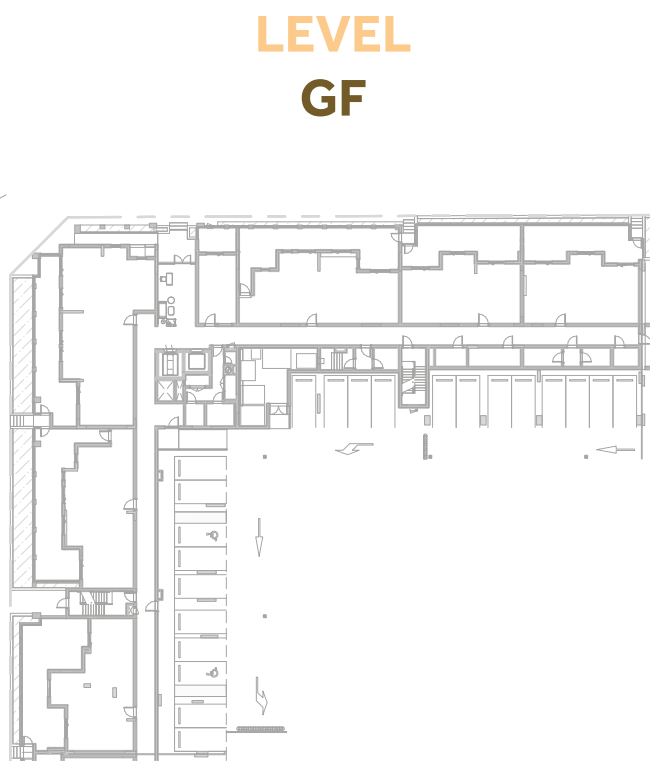
جزيرة مريم
MARYAM ISLAND

Disclaimer:
1. All room dimensions are measured to structural elements and exclude all finishes and construction tolerances. 2. All dimensions have been provided by our consultant architects. 3. All materials, dimensions and drawings are approximate. Information is subject to change without notice. 4. Actual suite area may vary from the stated area. Drawings not to scale. The developer reserves the right to make revisions. 5. Calculation of suite area is measured as the area bounded by the centre line of the demising or partition walls separating one unit from another unit, the exterior face of all exterior walls, and the exterior face of the corridor wall enclosing the adjoining unit. 6. Calculation of balcony area is measured as the area bounded by the centre line of the demising or partition walls separating one unit from another unit, the out most face of the enclosing guard and the external face of the unit adjoining the balcony. 7. The units are measured at typical floor in the building. Columns may vary in size depending on the floor level.



NOOR RESIDENCES

1 BEDROOM	TYPE 1A-13
UNIT NO.	201
SUITE AREA	68.85 m ² / 741.1ft ²
COVERED TERRACE AREA	3.29m ² / 35.4ft ²
TOTAL AREA	72.14m ² / 776.5ft ²
GARDEN TERRACE	21.61 m ² / 232.60ft ²



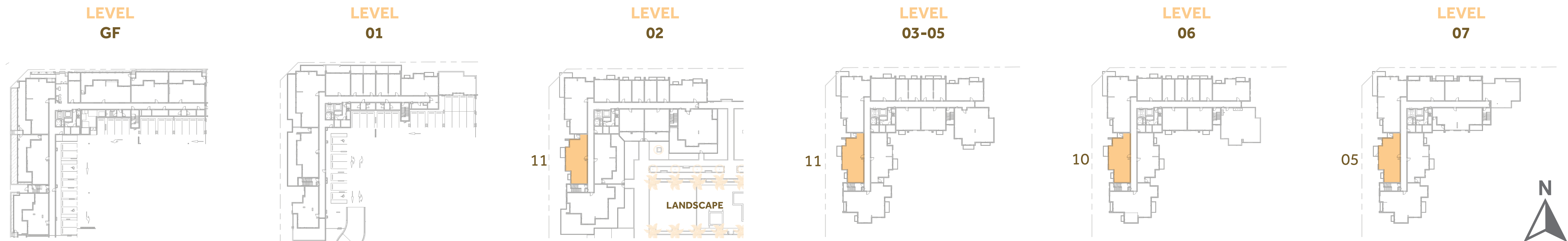
جزيرة مريم
MARYAM ISLAND

Disclaimer:
1. All room dimensions are measured to structural elements and exclude all finishes and construction tolerances. 2. All dimensions have been provided by our consultant architects. 3. All materials, dimensions and drawings are approximate. Information is subject to change without notice. 4. Actual suite area may vary from the stated area. Drawings not to scale. The developer reserves the right to make revisions. 5. Calculation of suite area is measured as the area bounded by the centre line of the demising or partition walls separating one unit from another unit, the exterior face of all exterior walls, and the exterior face of the corridor wall enclosing the adjoining unit. 6. Calculation of balcony area is measured as the area bounded by the centre line of the demising or partition walls separating one unit from another unit, the out most face of the enclosing guard and the external face of the unit adjoining the balcony. 7. The units are measured at typical floor in the building. Columns may vary in size depending on the floor level.



NOOR RESIDENCES

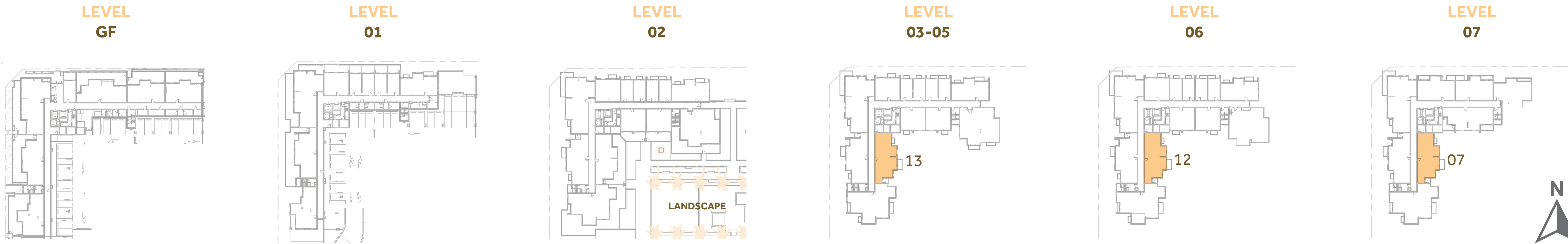
2 BEDROOM	TYPE 2A1-1
UNIT NO.	211,311,411,511,610,705
SUITE AREA	114.69 m ² / 1234.5 ft ²
BALCONY AREA	10.03m ² / 107.9ft ²
TOTAL AREA	124.72m ² / 1342.4 ft ²





NOOR RESIDENCES

2 BEDROOM	TYPE 2A1-2
UNIT NO.	313,413,513,612,707
SUITE AREA	113.55 m ² / 1222.2 ft ²
BALCONY AREA	10.15m ² / 109.3ft ²
TOTAL AREA	123.70m ² / 1331.5 ft ²

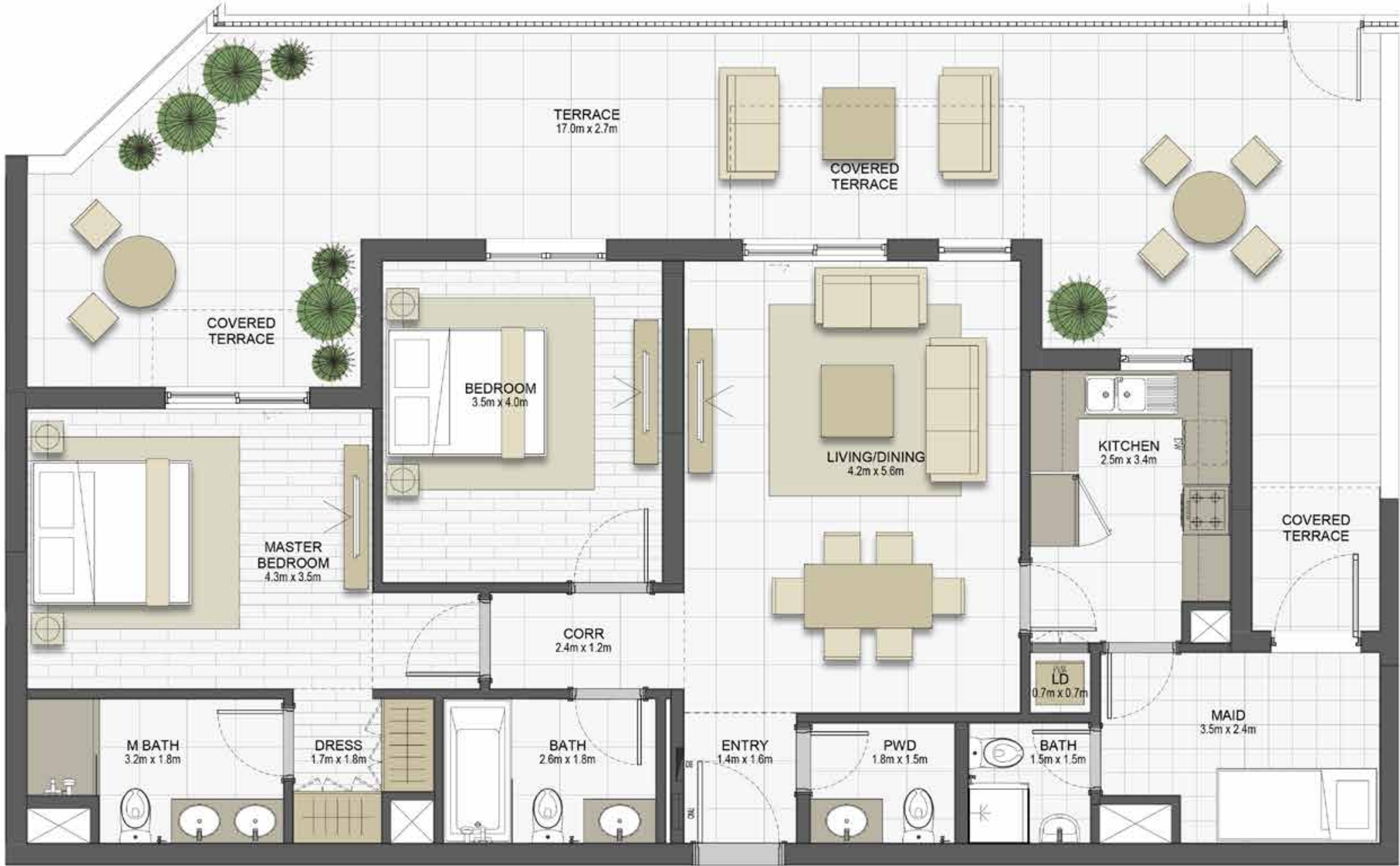


Disclaimer:
1. All room dimensions are measured to structural elements and exclude all finishes and construction tolerances. 2. All dimensions have been provided by our consultant architects. 3. All materials, dimensions and drawings are approximate. Information is subject to change without notice. 4. Actual suite area may vary from the stated area. Drawings not to scale. The developer reserves the right to make revisions. 5. Calculation of suite area is measured as the area bounded by the centre line of the demising or partition walls separating one unit from another unit, the exterior face of all exterior walls, and the exterior face of the corridor wall enclosing the adjoining unit. 6. Calculation of balcony area is measured as the area bounded by the centre line of the demising or partition walls separating one unit from another unit, the out most face of the enclosing guard and the external face of the unit adjoining the balcony. 7. The units are measured at typical floor in the building. Columns may vary in size depending on the floor level.

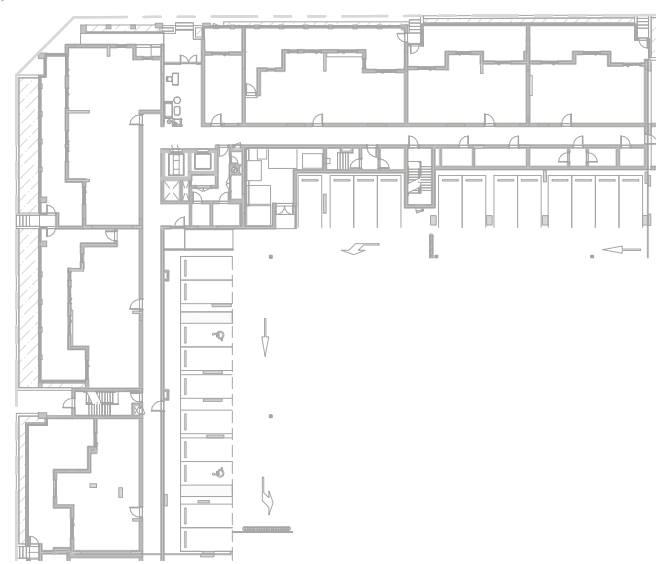


NOOR RESIDENCES

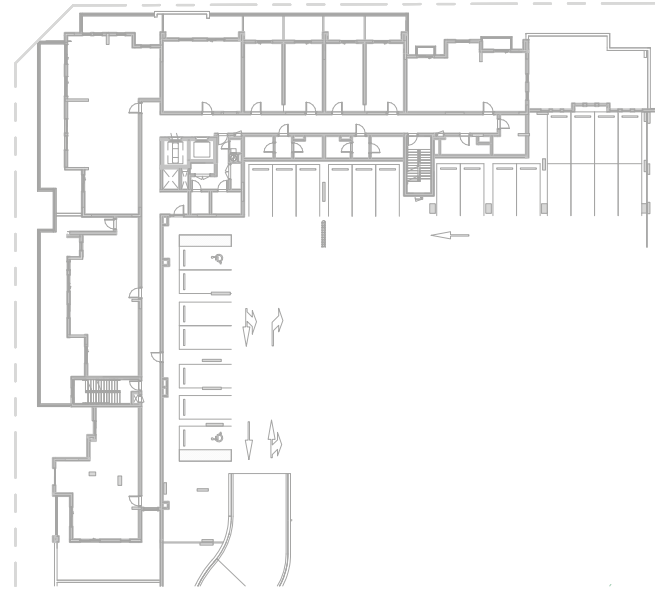
2 BEDROOM	TYPE 2A1-6
UNIT NO.	213
SUITE AREA	113.55 m ² / 1222.2ft ²
COVERED TERRACE AREA	10.98m ² / 118.1 ft ²
TOTAL AREA	124.53m ² / 1340.3 ft ²
GARDEN TERRACE	54.63 m ² / 588.0ft ²



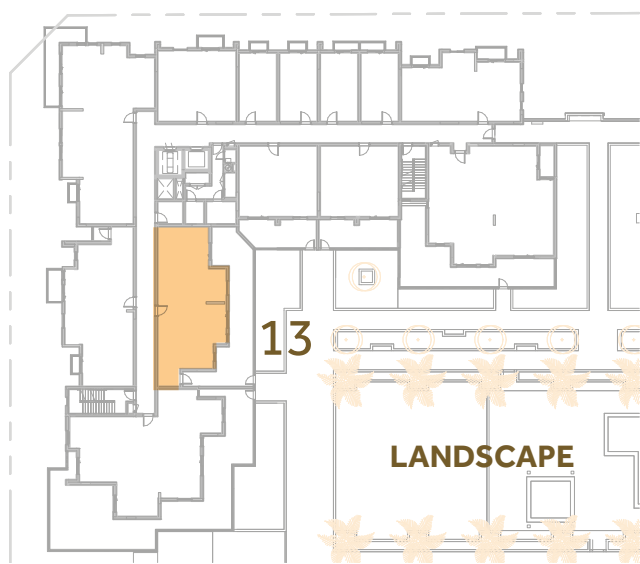
LEVEL
GF



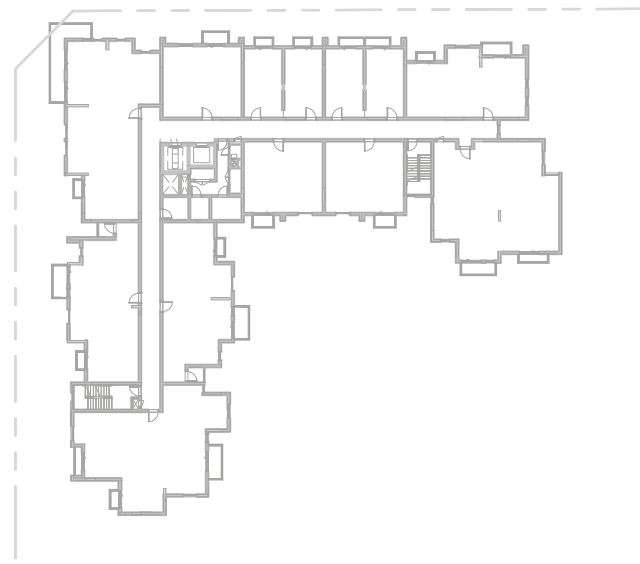
LEVEL
01



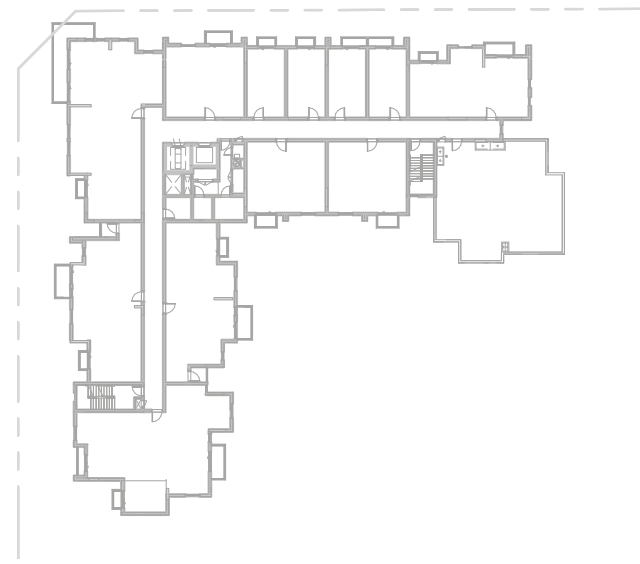
LEVEL
02



LEVEL
03-05



LEVEL
06



LEVEL
07



جزيرة مريم
MARYAM ISLAND

Disclaimer:
1. All room dimensions are measured to structural elements and exclude all finishes and construction tolerances. 2. All dimensions have been provided by our consultant architects. 3. All materials, dimensions and drawings are approximate. Information is subject to change without notice. 4. Actual suite area may vary from the stated area. Drawings not to scale. The developer reserves the right to make revisions. 5. Calculation of suite area is measured as the area bounded by the centre line of the demising or partition walls separating one unit from another unit, the exterior face of all exterior walls, and the exterior face of the corridor wall enclosing the adjoining unit. 6. Calculation of balcony area is measured as the area bounded by the centre line of the demising or partition walls separating one unit from another unit, the out most face of the enclosing guard and the external face of the unit adjoining the balcony. 7. The units are measured at typical floor in the building. Columns may vary in size depending on the floor level.



NOOR RESIDENCES



LEVEL
GF

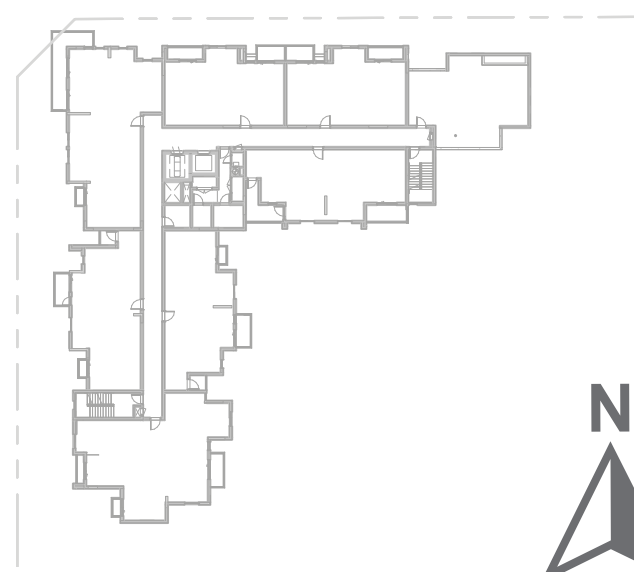
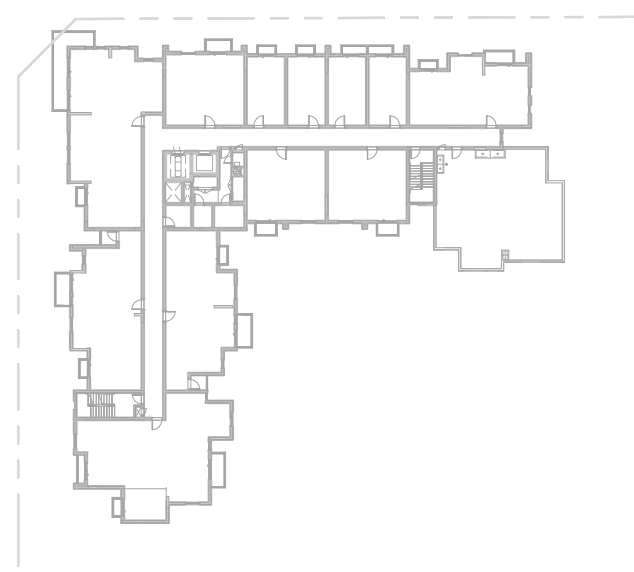
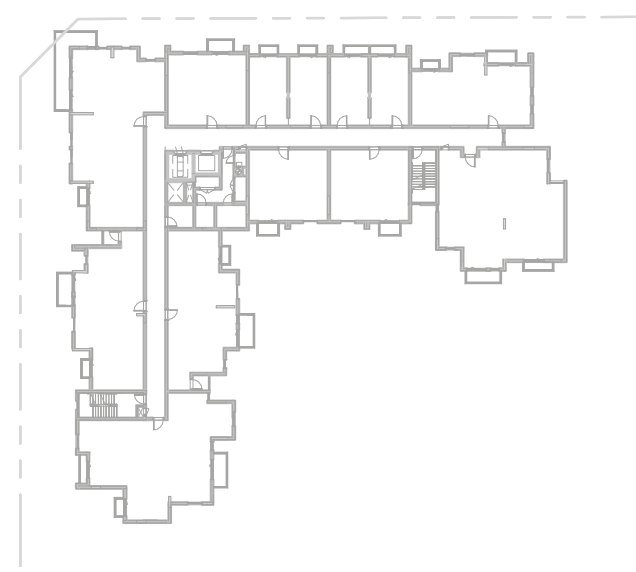
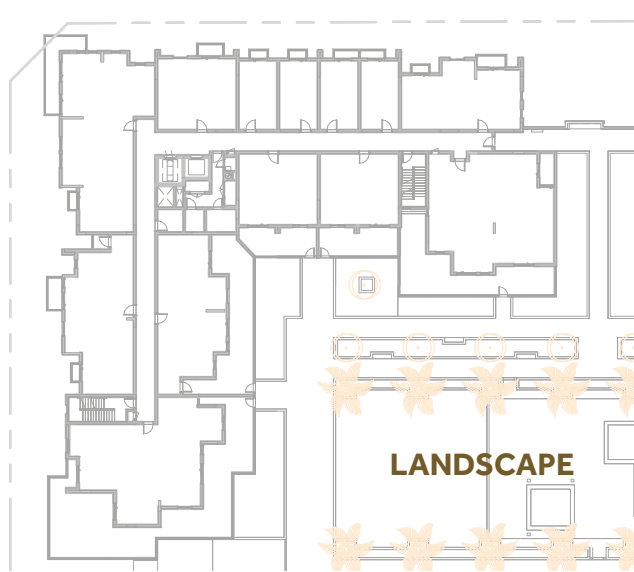
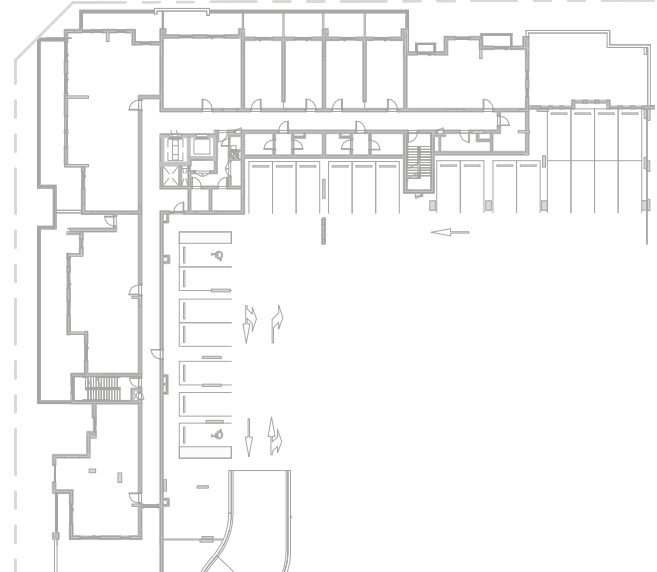
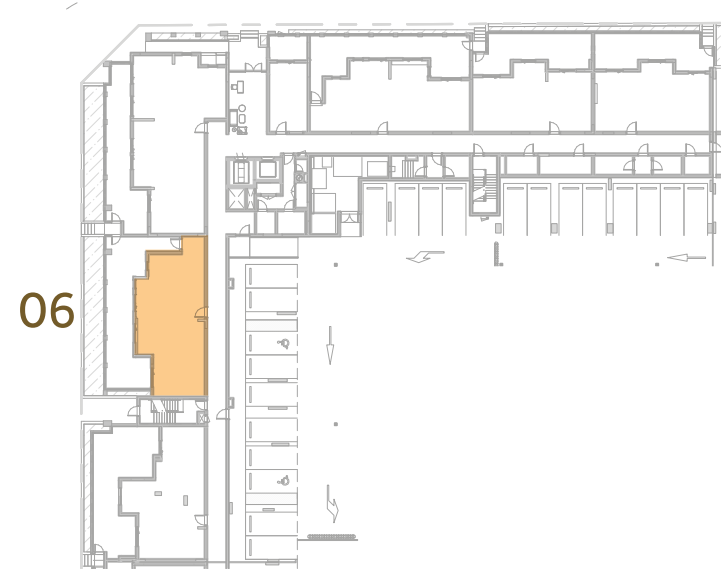
LEVEL
01

LEVEL
02

LEVEL
03-05

LEVEL
06

LEVEL
07



جزيرة مريم
MARYAM ISLAND

Disclaimer:
1. All room dimensions are measured to structural elements and exclude all finishes and construction tolerances. 2. All dimensions have been provided by our consultant architects. 3. All materials, dimensions and drawings are approximate. Information is subject to change without notice. 4. Actual suite area may vary from the stated area. Drawings not to scale. The developer reserves the right to make revisions. 5. Calculation of suite area is measured as the area bounded by the centre line of the demising or partition walls separating one unit from another unit, the exterior face of all exterior walls, and the exterior face of the corridor wall enclosing the adjoining unit. 6. Calculation of balcony area is measured as the area bounded by the centre line of the demising or partition walls separating one unit from another unit, the out most face of the enclosing guard and the external face of the unit adjoining the balcony. 7. The units are measured at typical floor in the building. Columns may vary in size depending on the floor level.



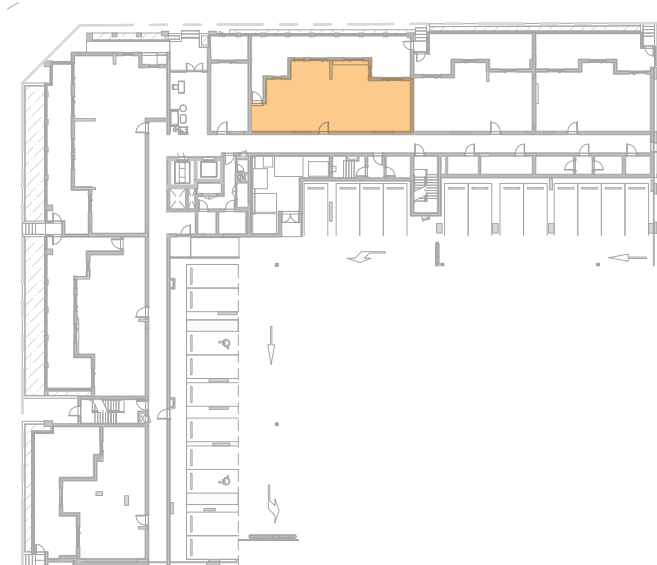
رئیدنسز

NOOR RESIDENCES

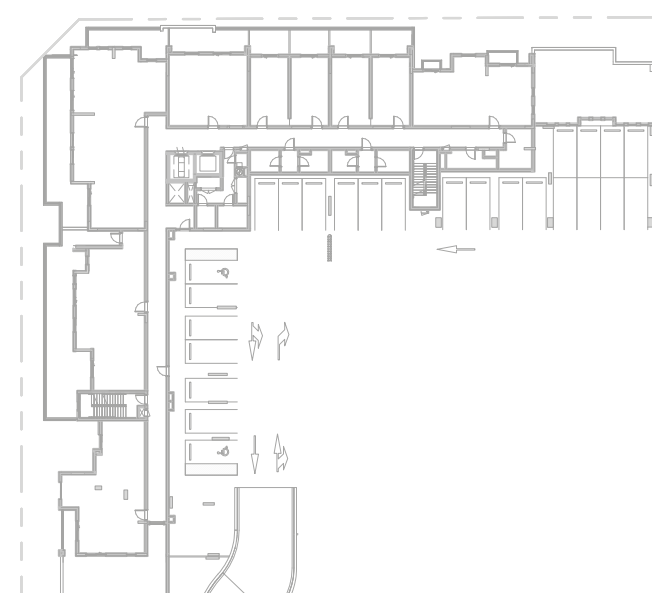
2 BEDROOM	TYPE 2A7-2
UNIT NO.	003
SUITE AREA	117.02 m ² / 1259.5 ft ²
COVERED TERRACE AREA	62.92m ² / 677.2 ft ²
TOTAL AREA	179.94m ² / 1936.7ft ²



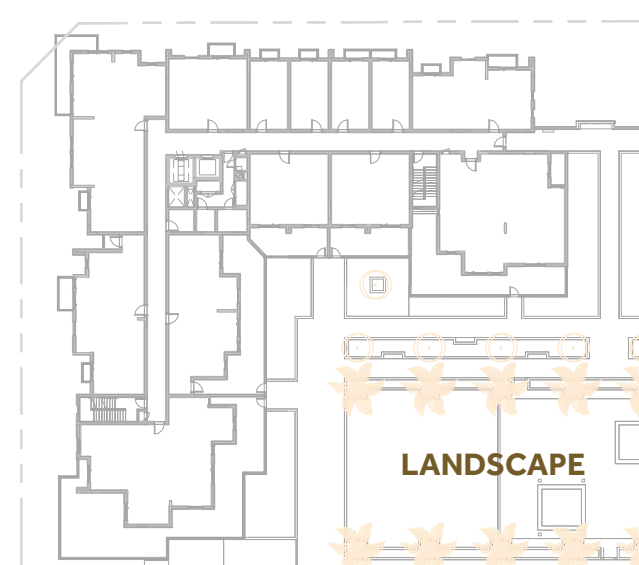
LEVEL
GF
03



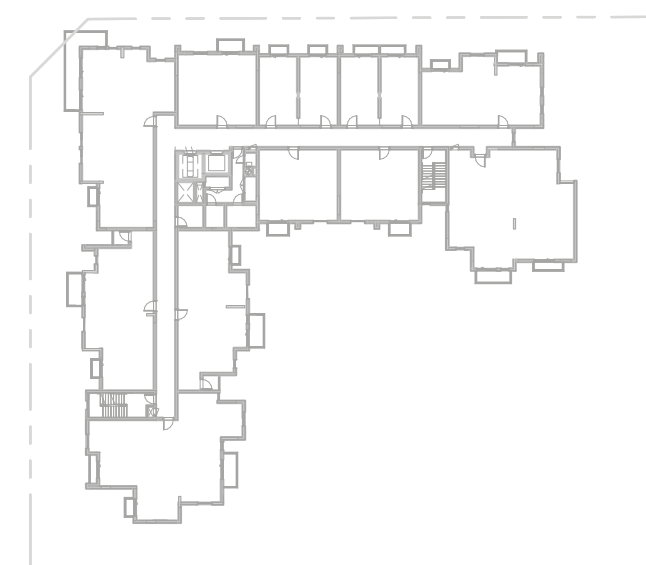
LEVEL
01



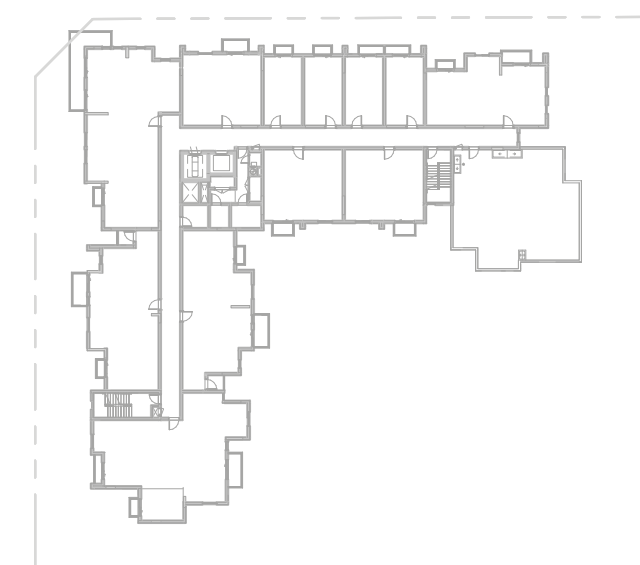
LEVEL
02



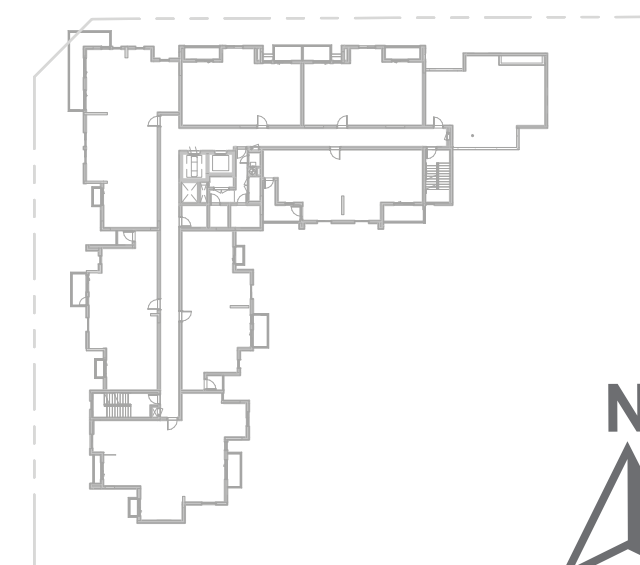
LEVEL
03-05



LEVEL
06



LEVEL
07



جزیره مریم
MARYAM ISLAND

Disclaimer:

1. All room dimensions are measured to structural elements and exclude all finishes and construction tolerances. 2. All dimensions have been provided by our consultant architects. 3. All materials, dimensions and drawings are approximate. Information is subject to change without notice. 4. Actual suite area may vary from the stated area. Drawings not to scale. The developer reserves the right to make revisions. 5. Calculation of suite area is measured as the area bounded by the centre line of the demising or partition walls separating one unit from another unit, the exterior face of all exterior walls, and the exterior face of the corridor wall enclosing the adjoining unit. 6. Calculation of balcony area is measured as the area bounded by the centre line of the demising or partition walls separating one unit from another unit, the out most face of the enclosing guard and the external face of the unit adjoining the balcony. 7. The units are measured at typical floor in the building. Columns may vary in size depending on the floor level.



رئیدنسز

NOOR RESIDENCES

2 BEDROOM

TYPE 2B5-1

UNIT NO.

007

SUITE AREA

104.15 m² / 1121.0ft²

COVERED
TERRACE AREA

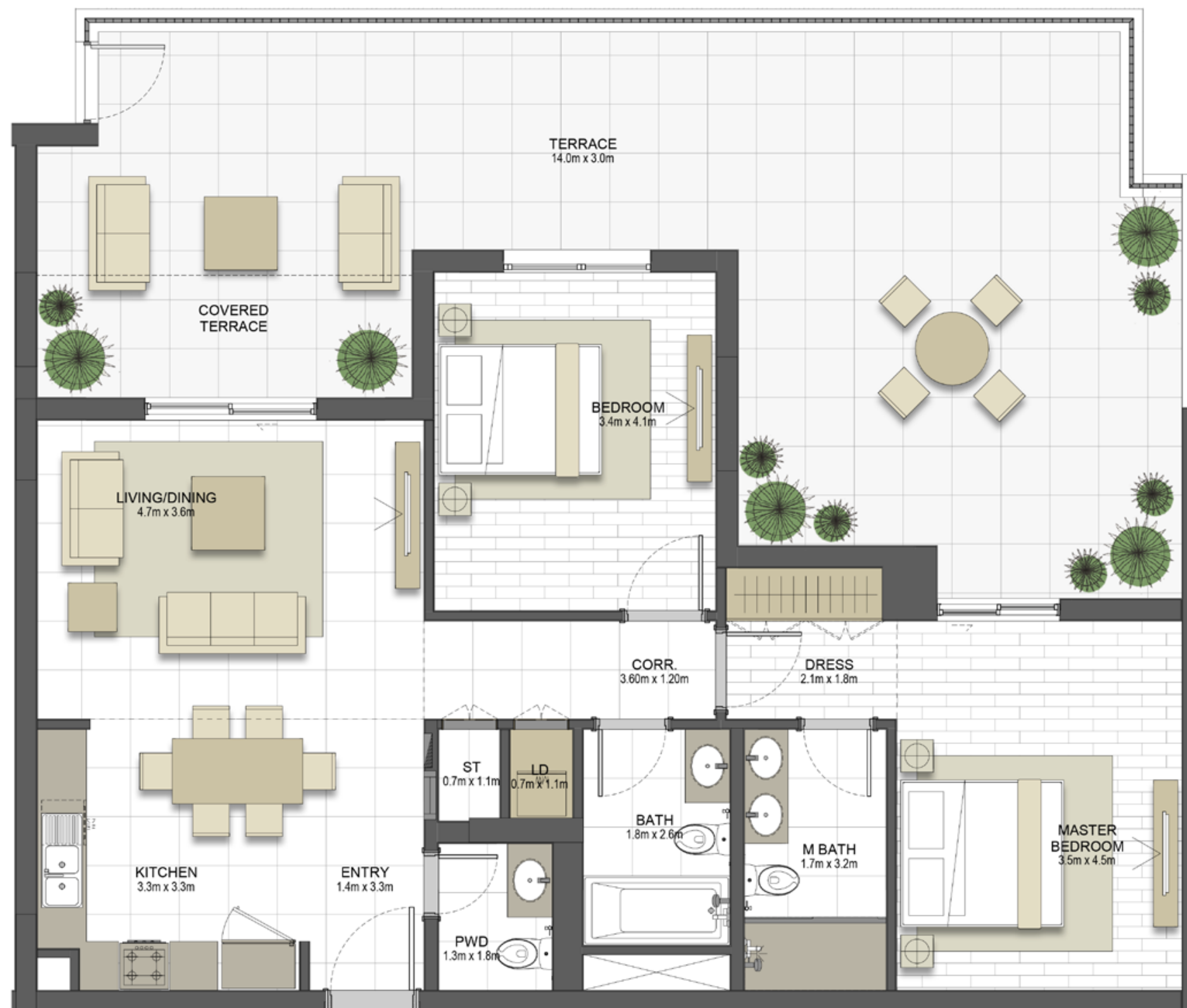
6.41m² / 69.0ft²

TOTAL AREA

110.56m² / 1190.0ft²

GARDEN TERRACE

62.52 m² / 672.9ft²



LEVEL
GF

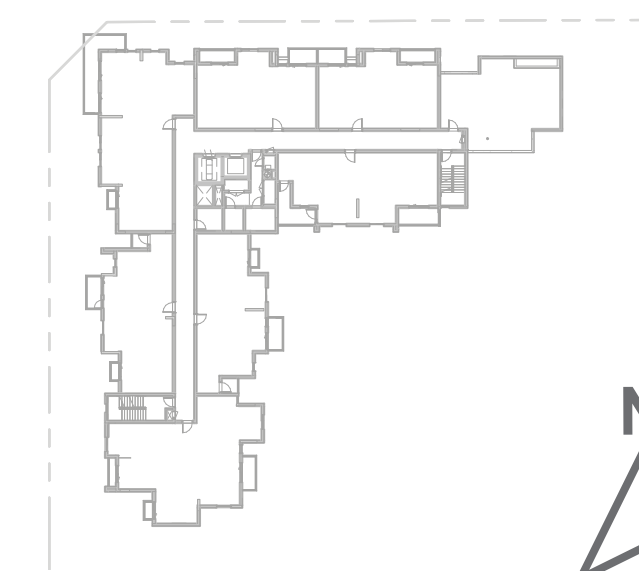
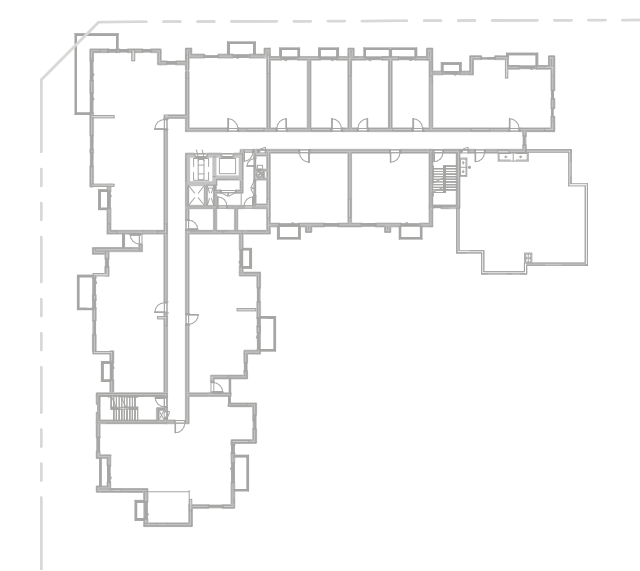
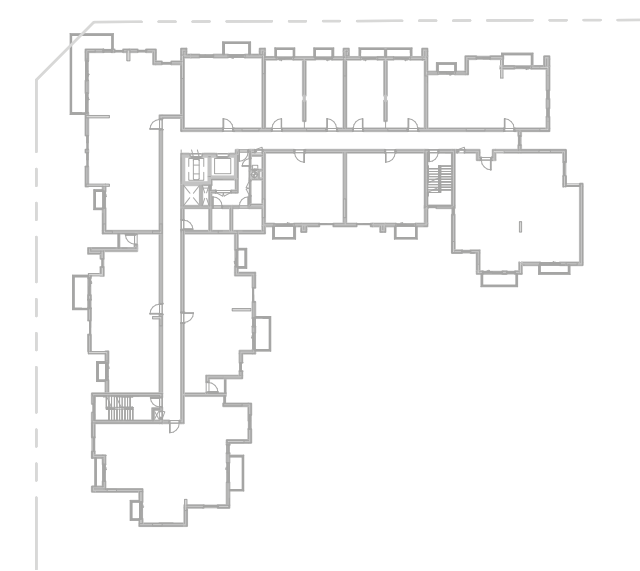
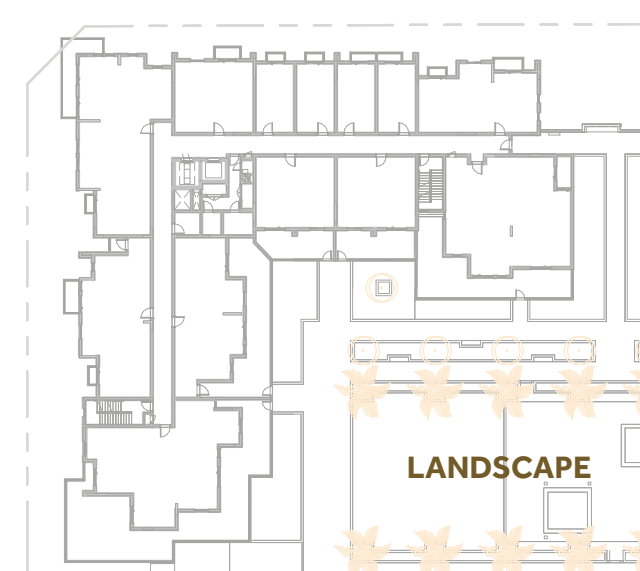
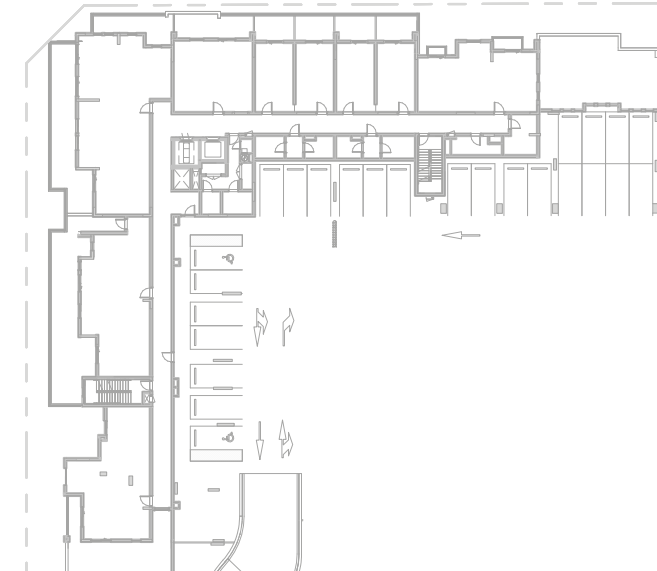
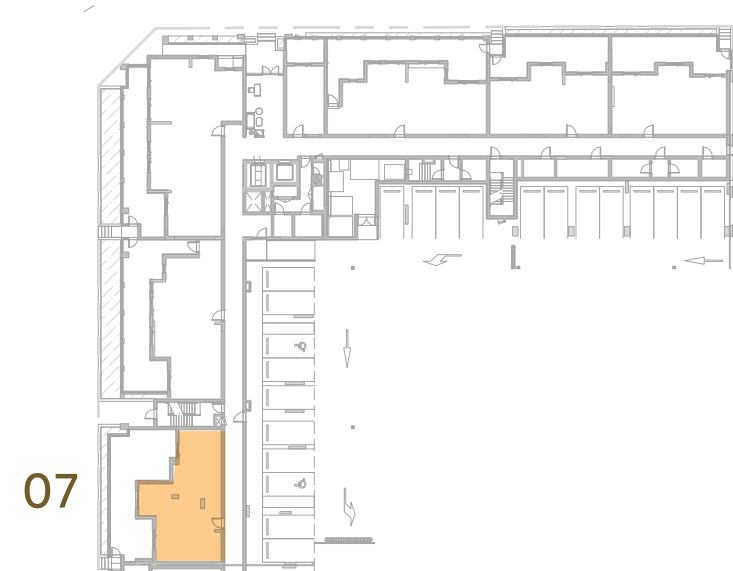
LEVEL
01

LEVEL
02

LEVEL
03-05

LEVEL
06

LEVEL
07



جزیره مریم
MARYAM ISLAND

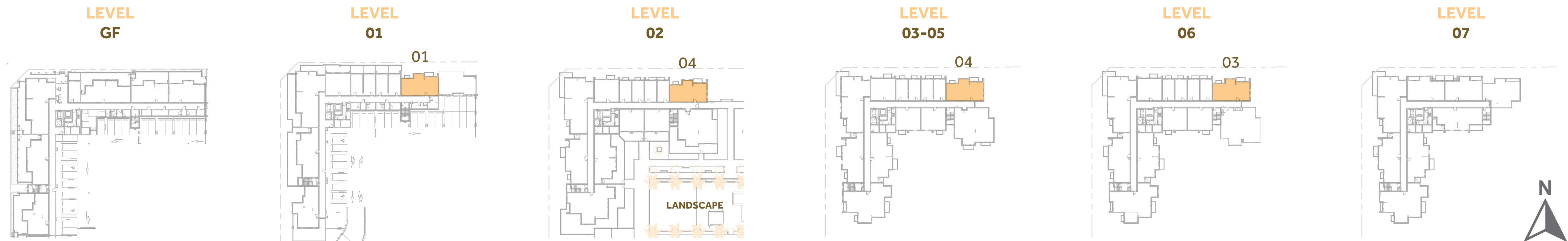
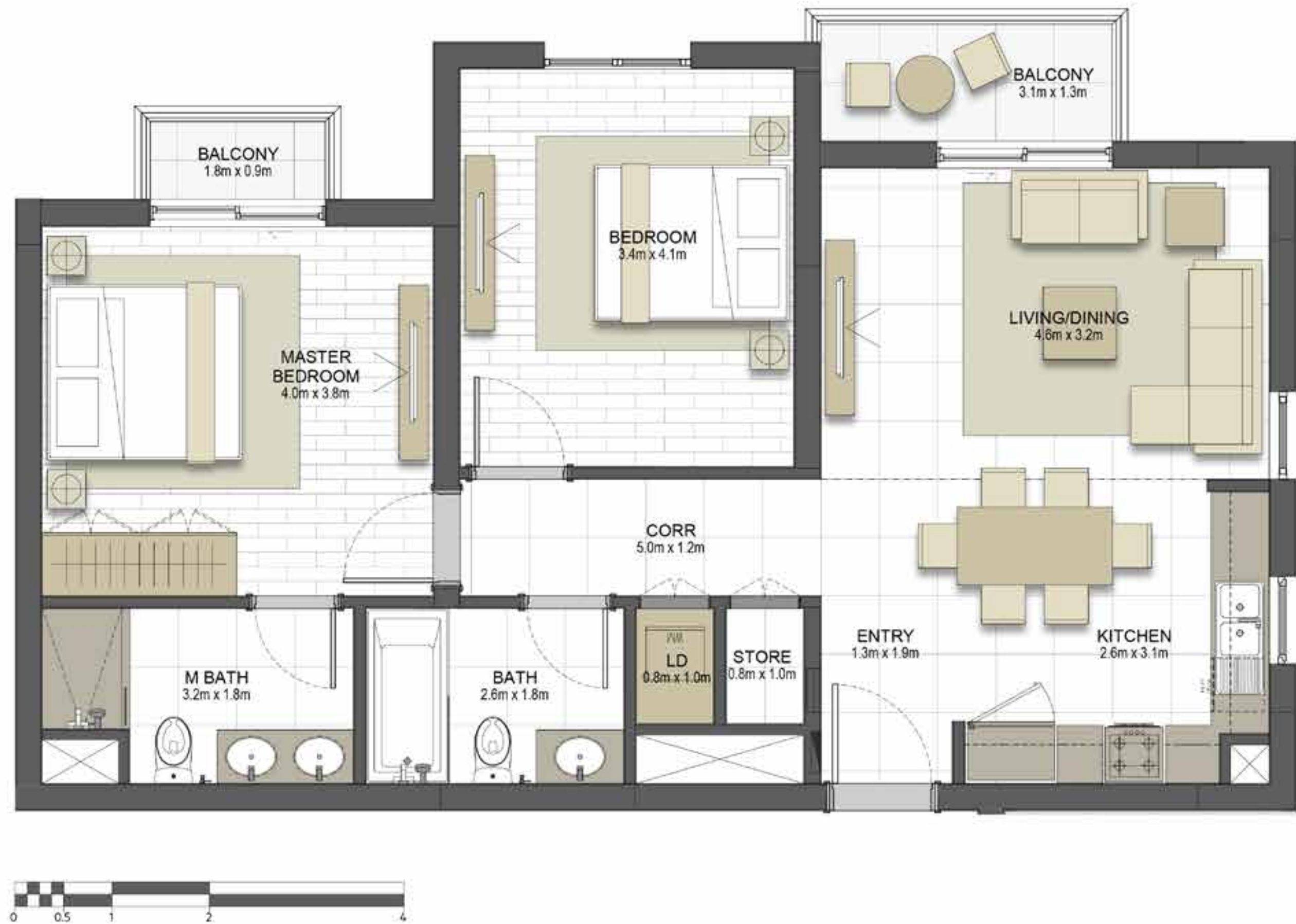
Disclaimer:

1. All room dimensions are measured to structural elements and exclude all finishes and construction tolerances. 2. All dimensions have been provided by our consultant architects. 3. All materials, dimensions and drawings are approximate. Information is subject to change without notice. 4. Actual suite area may vary from the stated area. Drawings not to scale. The developer reserves the right to make revisions. 5. Calculation of suite area is measured as the area bounded by the centre line of the demising or partition walls separating one unit from another unit, the exterior face of all exterior walls, and the exterior face of the corridor wall enclosing the adjoining unit. 6. Calculation of balcony area is measured as the area bounded by the centre line of the demising or partition walls separating one unit from another unit, the out most face of the enclosing guard and the external face of the unit adjoining the balcony. 7. The units are measured at typical floor in the building. Columns may vary in size depending on the floor level.



NOOR RESIDENCES

2 BEDROOM	TYPE 2C1-1
UNIT NO.	101 ,204 ,304 ,404 ,504 ,603
SUITE AREA	90.05 m ² / 969.3ft ²
BALCONY AREA	5.76m ² / 62.0ft ²
TOTAL AREA	95.81m ² / 1031.3ft ²





رئیدنسز

NOOR RESIDENCES

2 BEDROOM

TYPE 2C1-11

UNIT NO.

002

SUITE AREA

89.17 m² / 959.8ft²

COVERED
TERRACE AREA

6.39m² / 68.7ft²

TOTAL AREA

95.56m² / 1028.5 ft²

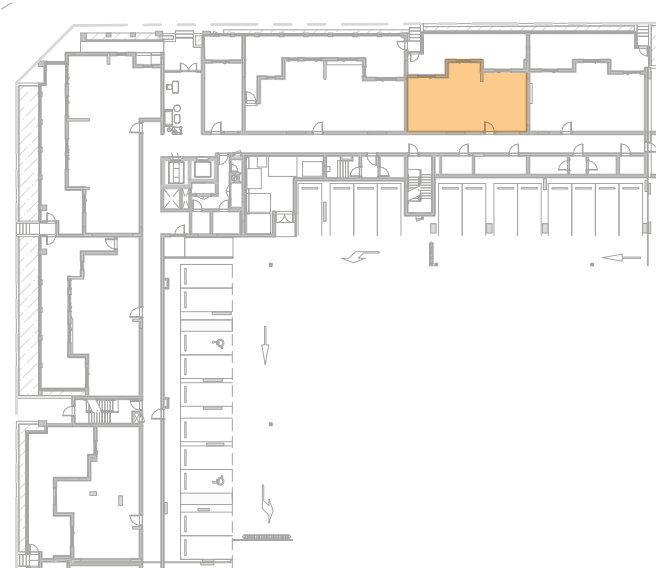
GARDEN TERRACE

39.44m² / 424.5ft²

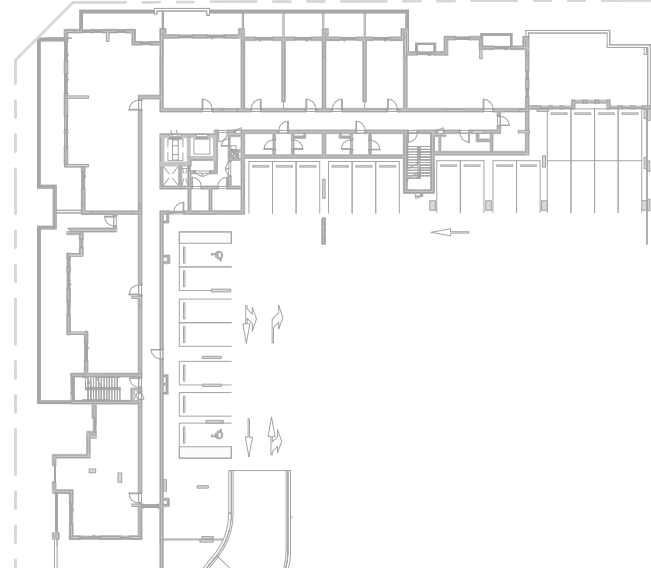


LEVEL
GF

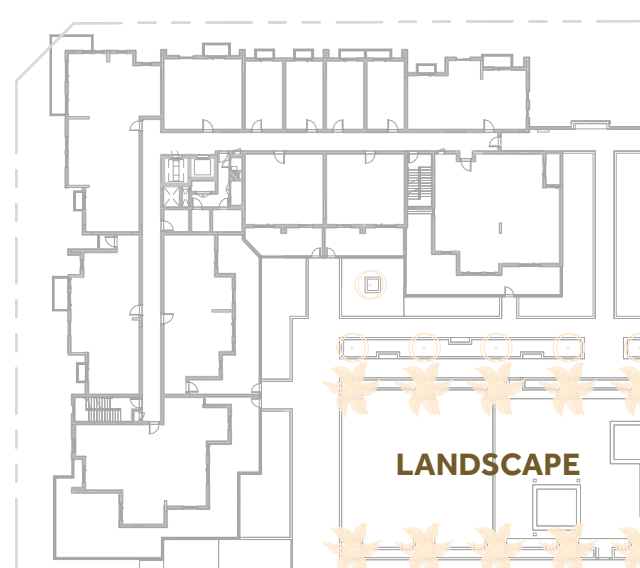
02



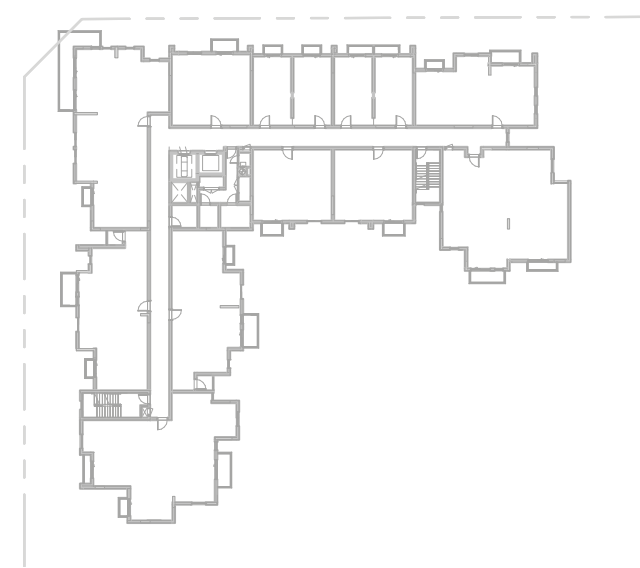
LEVEL
01



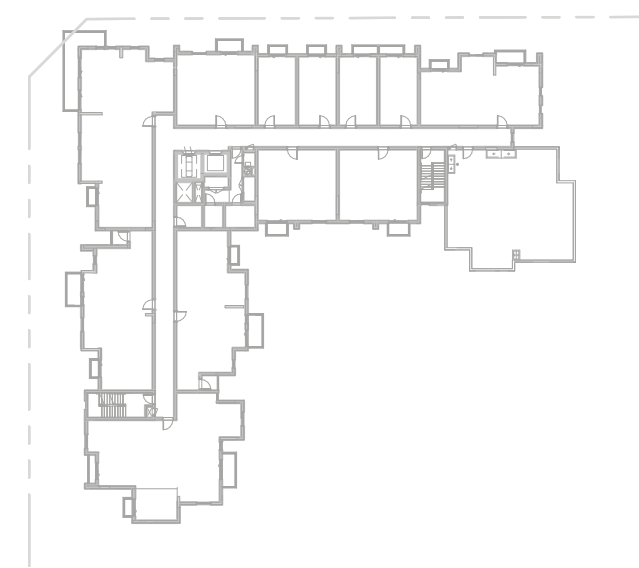
LEVEL
02



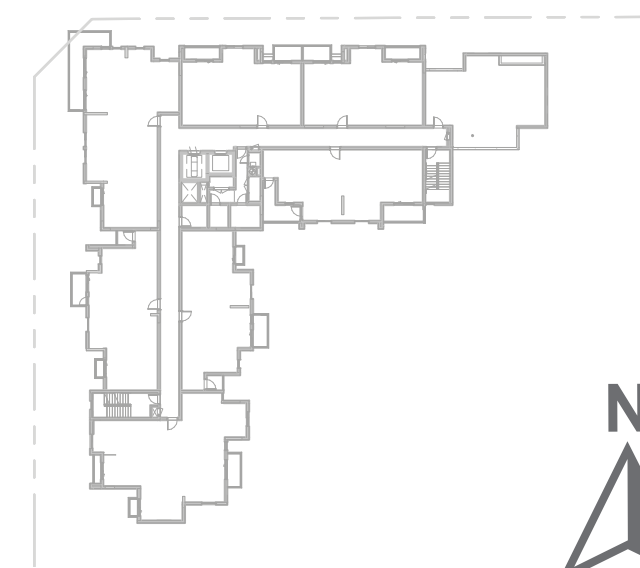
LEVEL
03-05



LEVEL
06



LEVEL
07



جزيرة مريم
MARYAM ISLAND

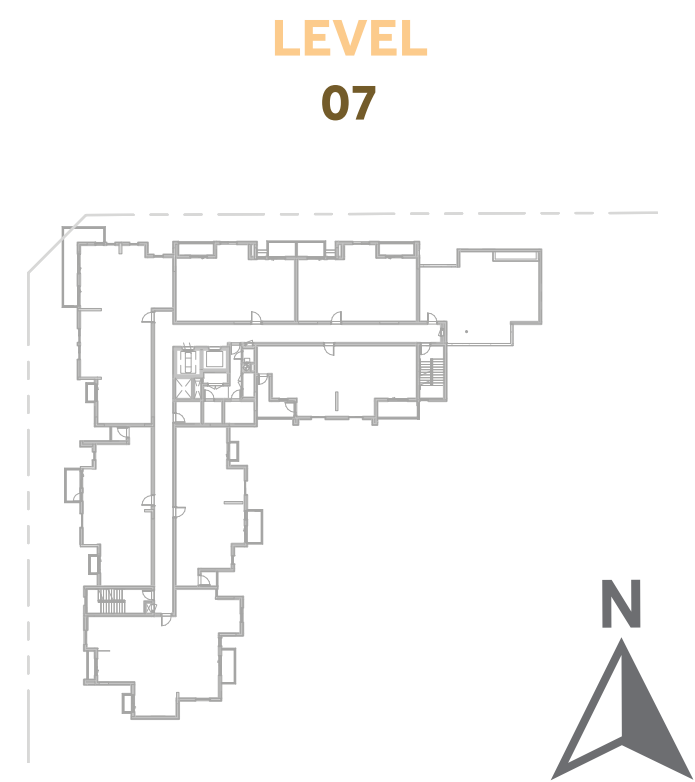
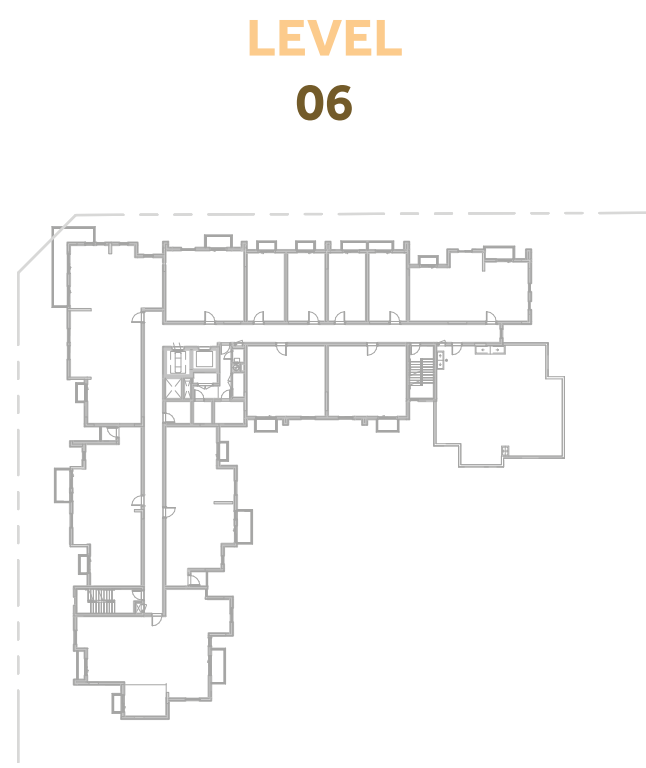
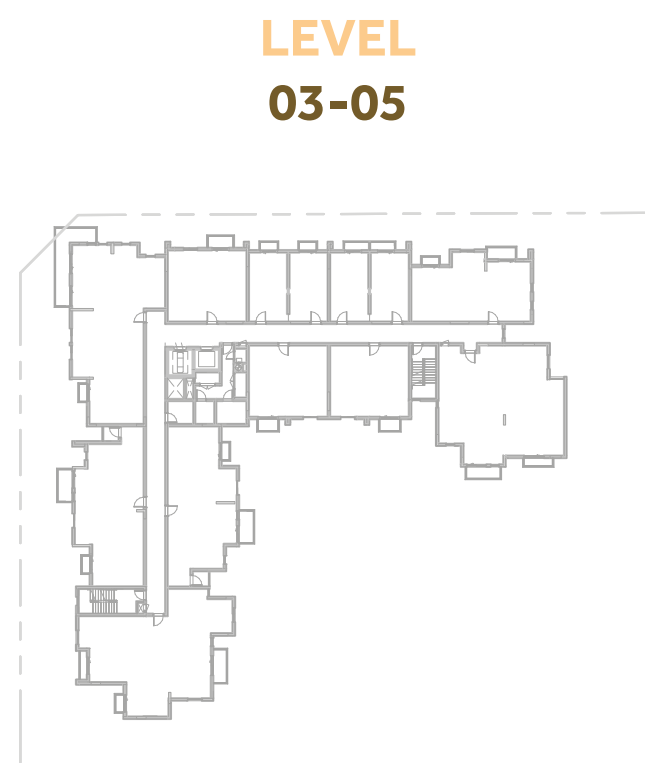
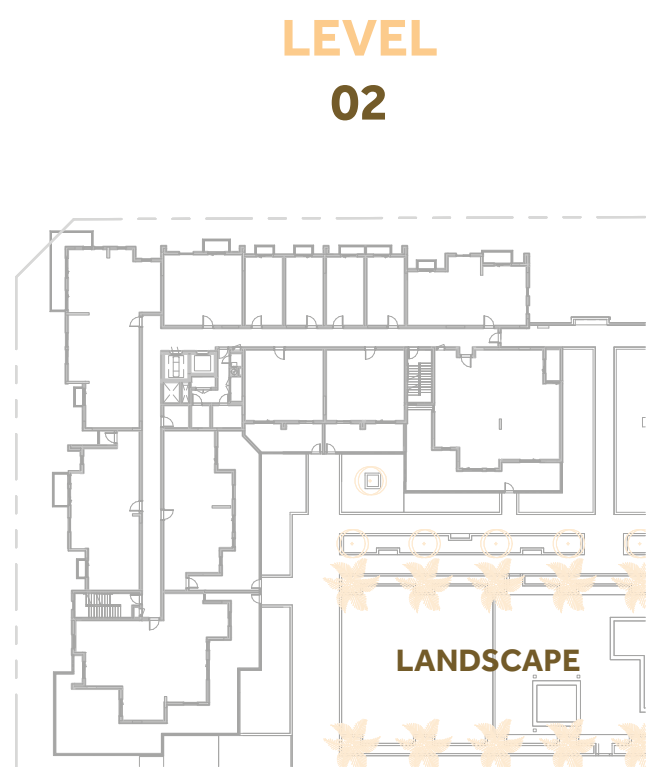
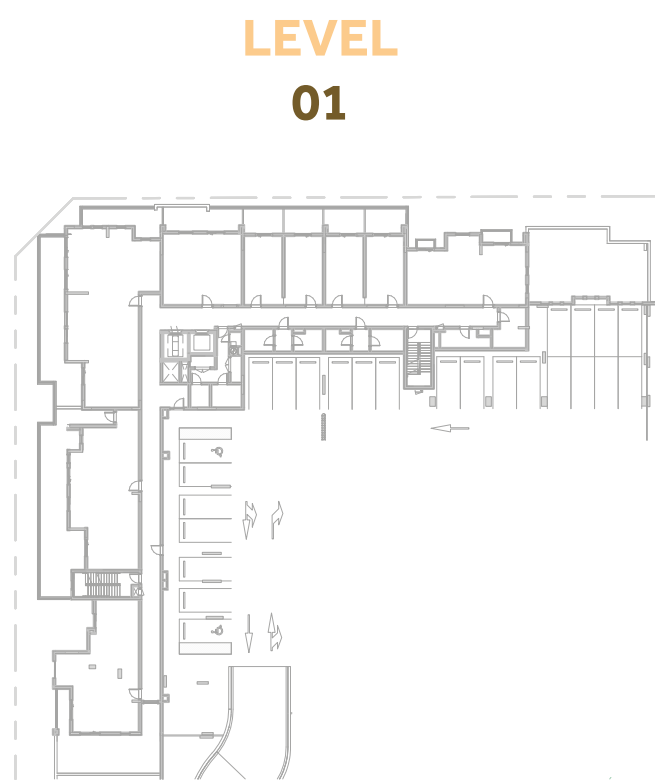
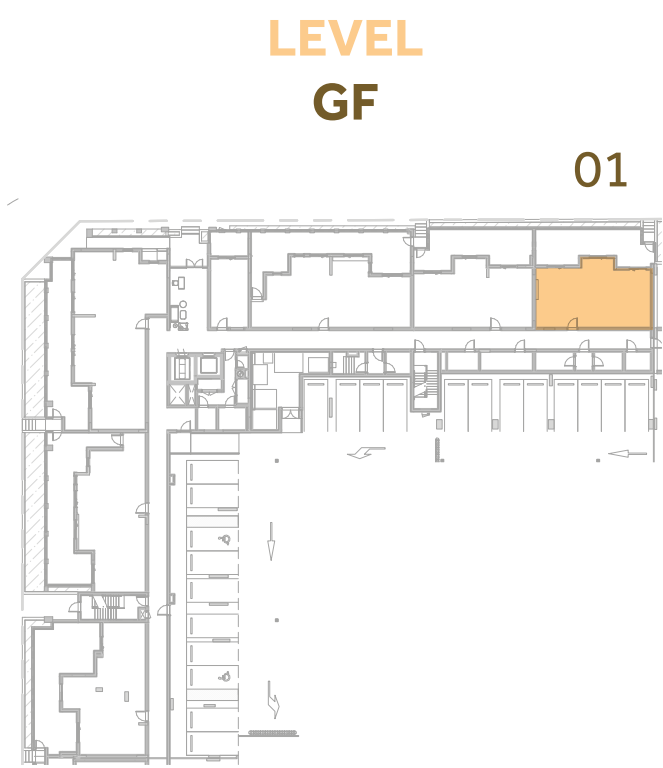
Disclaimer:

1. All room dimensions are measured to structural elements and exclude all finishes and construction tolerances. 2. All dimensions have been provided by our consultant architects. 3. All materials, dimensions and drawings are approximate. Information is subject to change without notice. 4. Actual suite area may vary from the stated area. Drawings not to scale. The developer reserves the right to make revisions. 5. Calculation of suite area is measured as the area bounded by the centre line of the demising or partition walls separating one unit from another unit, the exterior face of all exterior walls, and the exterior face of the corridor wall enclosing the adjoining unit. 6. Calculation of balcony area is measured as the area bounded by the centre line of the demising or partition walls separating one unit from another unit, the out most face of the enclosing guard and the external face of the unit adjoining the balcony. 7. The units are measured at typical floor in the building. Columns may vary in size depending on the floor level.



NOOR RESIDENCES

2 BEDROOM	TYPE 2C2-1
UNIT NO.	001
SUITE AREA	89.23 m ² / 960.4 ft ²
COVERED TERRACE AREA	10.46m ² / 112.6 ft ²
TOTAL AREA	99.69m ² / 1073.0ft ²
GARDEN TERRACE	34.84 m ² / 375.0ft ²



جزيرة مريم
MARYAM ISLAND

Disclaimer:

1. All room dimensions are measured to structural elements and exclude all finishes and construction tolerances. 2. All dimensions have been provided by our consultant architects. 3. All materials, dimensions and drawings are approximate. Information is subject to change without notice. 4. Actual suite area may vary from the stated area. Drawings not to scale. The developer reserves the right to make revisions. 5. Calculation of suite area is measured as the area bounded by the centre line of the demising or partition walls separating one unit from another unit, the exterior face of all exterior walls, and the exterior face of the corridor wall enclosing the adjoining unit. 6. Calculation of balcony area is measured as the area bounded by the centre line of the demising or partition walls separating one unit from another unit, the out most face of the enclosing guard and the external face of the unit adjoining the balcony. 7. The units are measured at typical floor in the building. Columns may vary in size depending on the floor level.



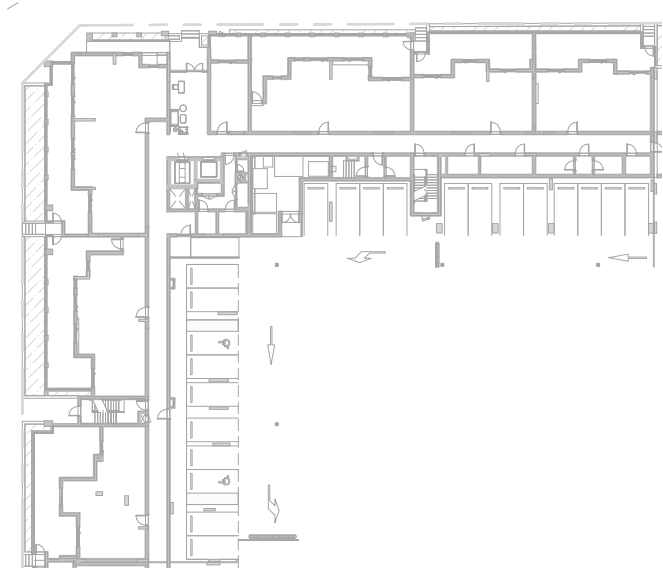
رزیدنسز

NOOR RESIDENCES

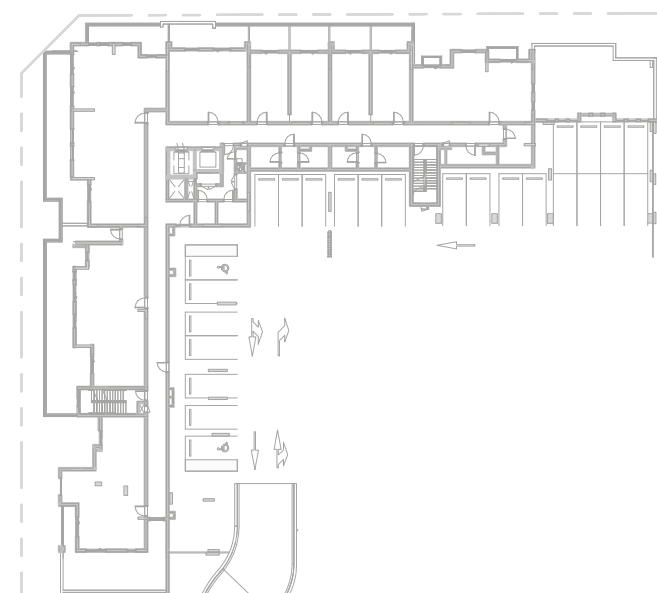
3 BEDROOM	TYPE 3A-1
UNIT NO.	210,310,410,510,609,704
SUITE AREA	159.18 m ² / 1713.4 ft ²
BALCONY AREA	19.46m ² / 209.4ft ²
TOTAL AREA	178.64m ² / 1922.8 ft ²



LEVEL
GF



LEVEL
01



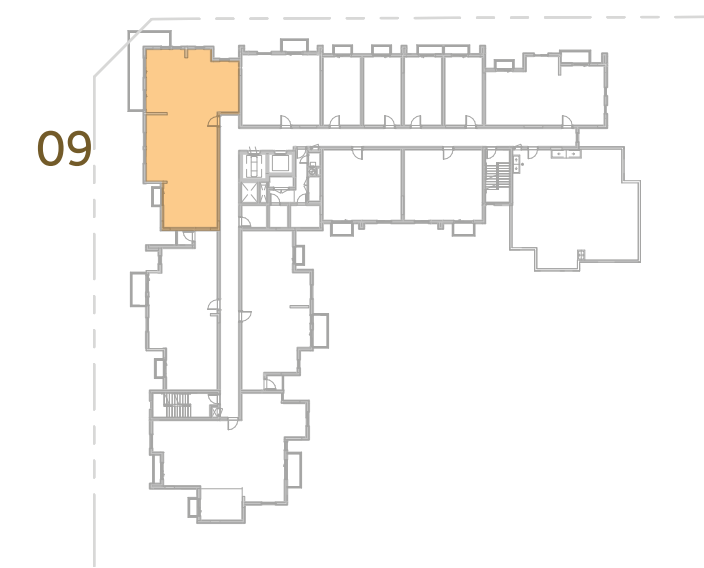
LEVEL
02



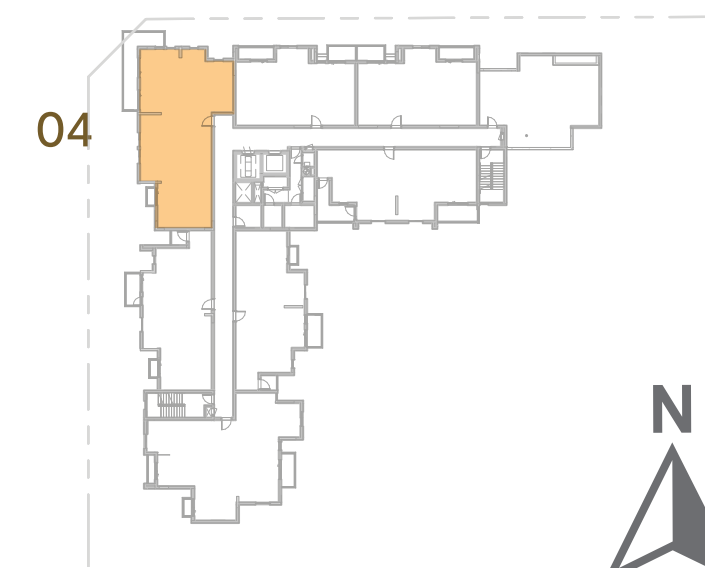
LEVEL
03-05



LEVEL
06



LEVEL
07



جزيرة مريم
MARYAM ISLAND

Disclaimer:

1. All room dimensions are measured to structural elements and exclude all finishes and construction tolerances. 2. All dimensions have been provided by our consultant architects. 3. All materials, dimensions and drawings are approximate. Information is subject to change without notice. 4. Actual suite area may vary from the stated area. Drawings not to scale. The developer reserves the right to make revisions. 5. Calculation of suite area is measured as the area bounded by the centre line of the demising or partition walls separating one unit from another unit, the exterior face of all exterior walls, and the exterior face of the corridor wall enclosing the adjoining unit. 6. Calculation of balcony area is measured as the area bounded by the centre line of the demising or partition walls separating one unit from another unit, the out most face of the enclosing guard and the external face of the unit adjoining the balcony. 7. The units are measured at typical floor in the building. Columns may vary in size depending on the floor level.



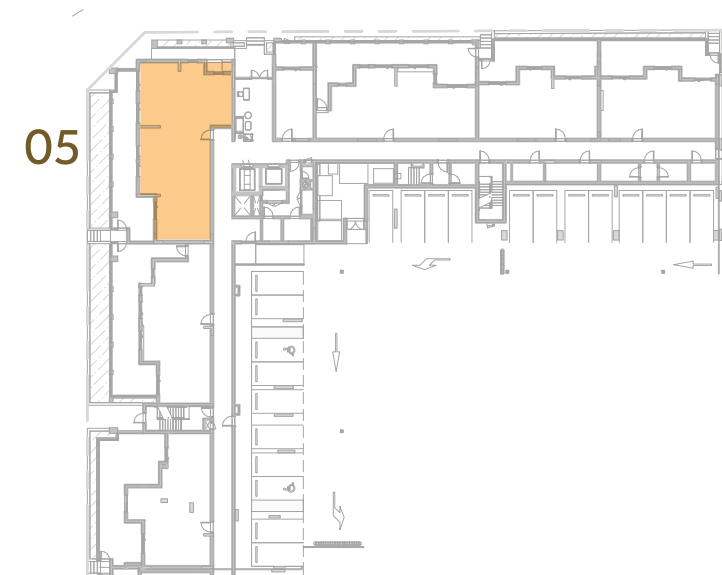
رئیدنسز

NOOR RESIDENCES

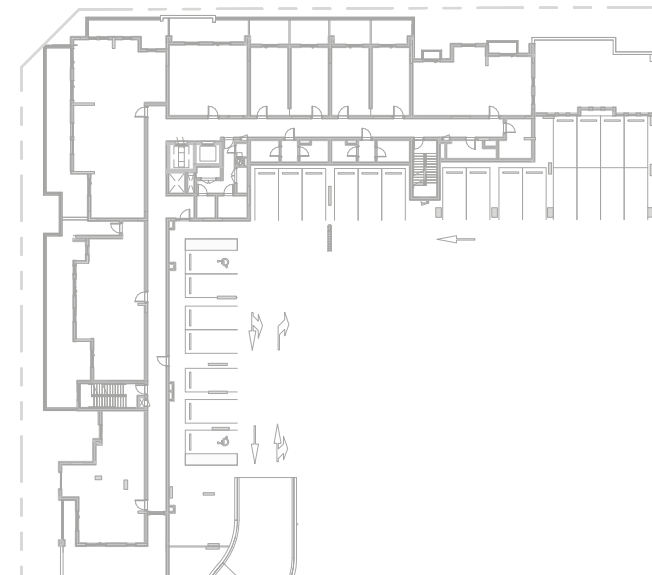
3 BEDROOM	TYPE 3A-2
UNIT NO.	005
SUITE AREA	159.95 m ² / 1721.7ft ²
COVERED TERRACE AREA	55.45 m ² / 596.8 ft ²
TOTAL AREA	215.40m ² / 2318.5ft ²



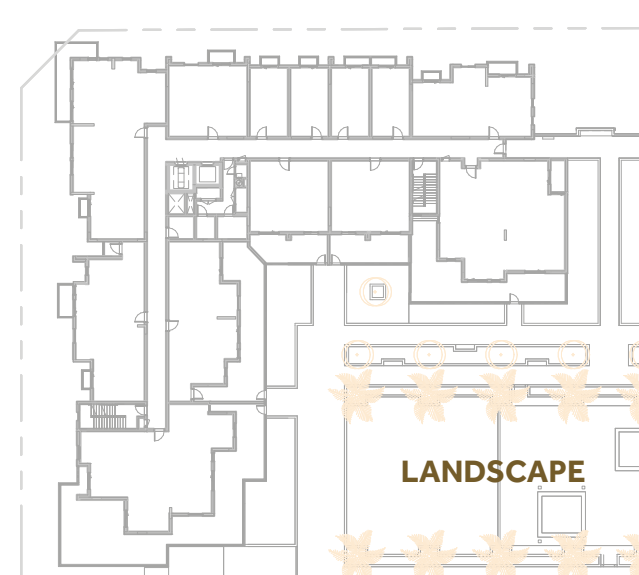
LEVEL
GF



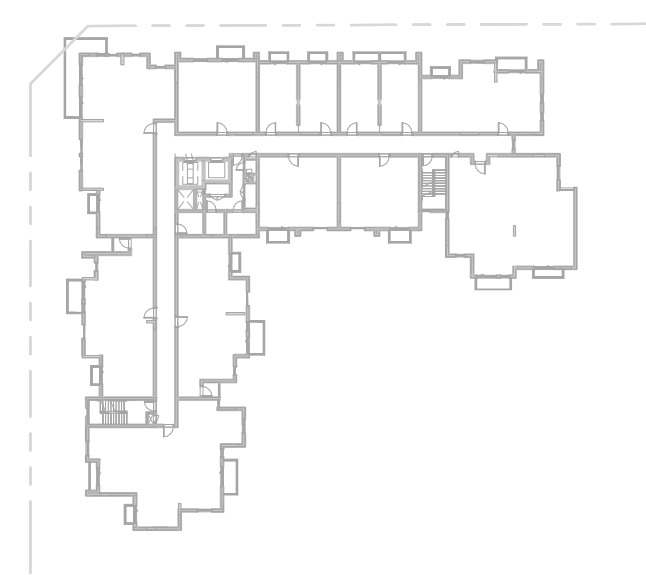
LEVEL
01



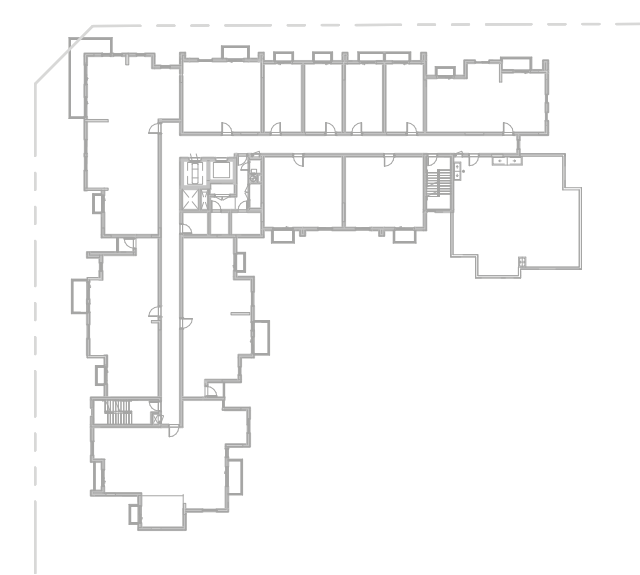
LEVEL
02



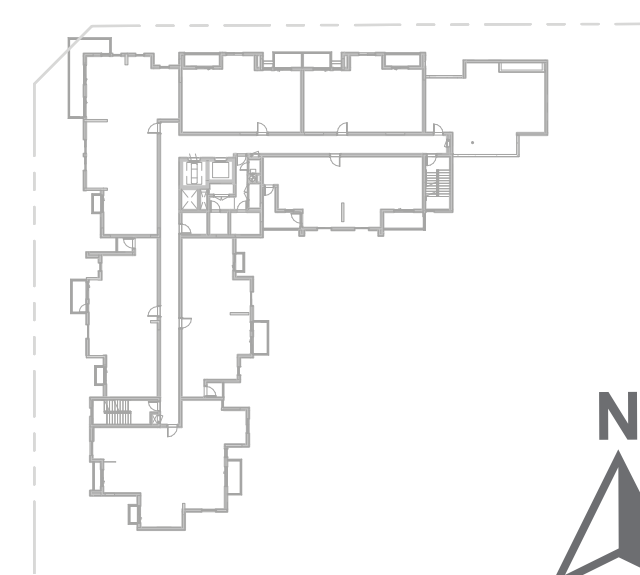
LEVEL
03-05



LEVEL
06



LEVEL
07



جزیره مریم
MARYAM ISLAND

Disclaimer:

1. All room dimensions are measured to structural elements and exclude all finishes and construction tolerances. 2. All dimensions have been provided by our consultant architects. 3. All materials, dimensions and drawings are approximate. Information is subject to change without notice. 4. Actual suite area may vary from the stated area. Drawings not to scale. The developer reserves the right to make revisions. 5. Calculation of suite area is measured as the area bounded by the centre line of the demising or partition walls separating one unit from another unit, the exterior face of all exterior walls, and the exterior face of the corridor wall enclosing the adjoining unit. 6. Calculation of balcony area is measured as the area bounded by the centre line of the demising or partition walls separating one unit from another unit, the out most face of the enclosing guard and the external face of the unit adjoining the balcony. 7. The units are measured at typical floor in the building. Columns may vary in size depending on the floor level.

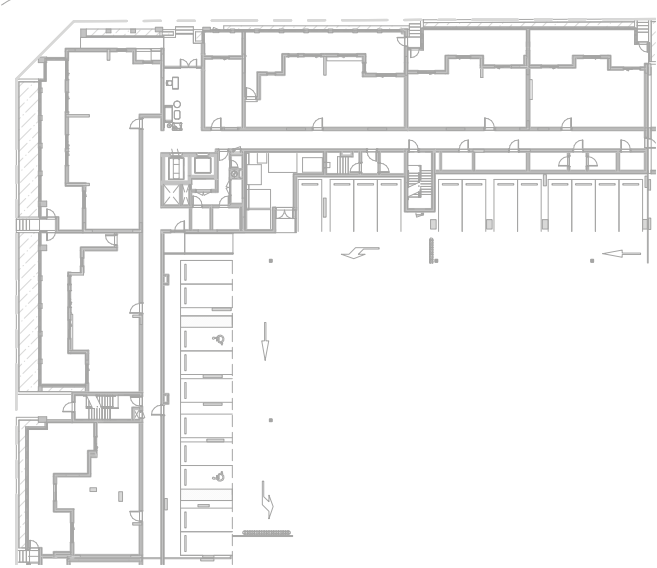


NOOR RESIDENCES

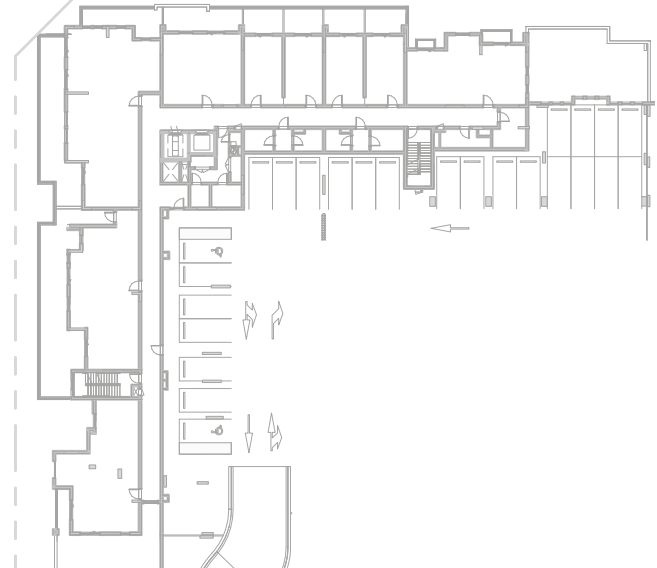
3 BEDROOM	TYPE 3C-1
UNIT NO.	312 ,412 ,512 ,611 ,706
SUITE AREA	153.70 m ² / 1654.4 ft ²
BALCONY AREA	9.48m ² / 102.1ft ²
TOTAL AREA	163.18m ² / 1756.5ft ²



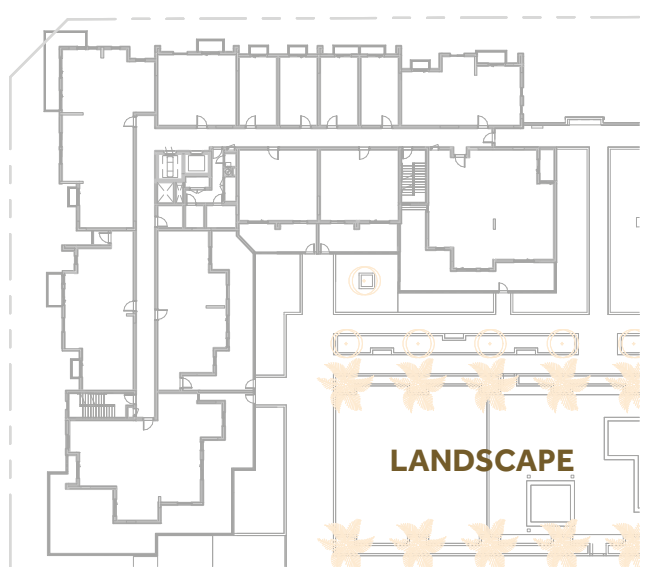
LEVEL
GF



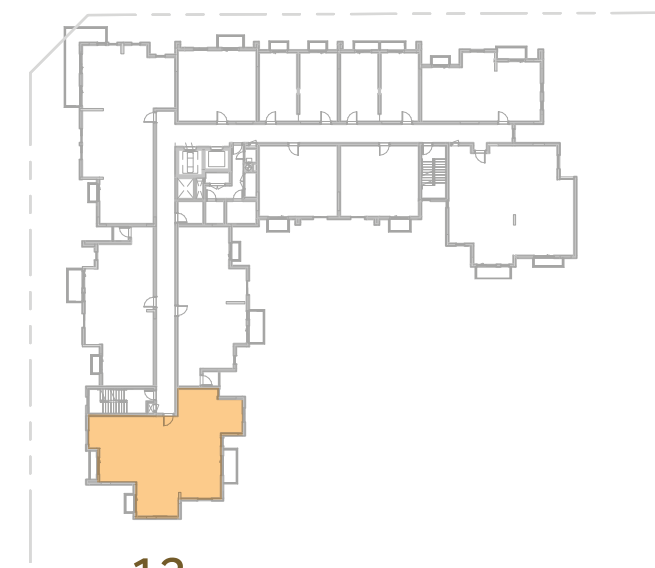
LEVEL
01



LEVEL
02



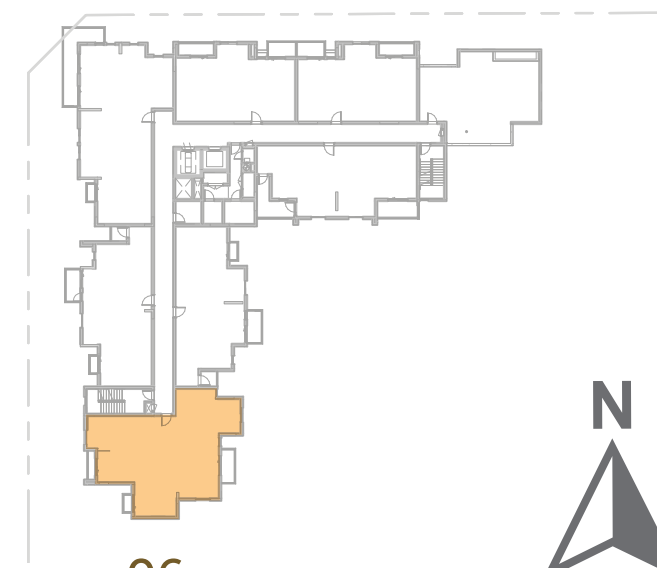
LEVEL
03-05



LEVEL
06



LEVEL
07



جزيرة مريم
MARYAM ISLAND

Disclaimer:
1. All room dimensions are measured to structural elements and exclude all finishes and construction tolerances. 2. All dimensions have been provided by our consultant architects. 3. All materials, dimensions and drawings are approximate. Information is subject to change without notice. 4. Actual suite area may vary from the stated area. Drawings not to scale. The developer reserves the right to make revisions. 5. Calculation of suite area is measured as the area bounded by the centre line of the demising or partition walls separating one unit from another unit, the exterior face of all exterior walls, and the exterior face of the corridor wall enclosing the adjoining unit. 6. Calculation of balcony area is measured as the area bounded by the centre line of the demising or partition walls separating one unit from another unit, the out most face of the enclosing guard and the external face of the unit adjoining the balcony. 7. The units are measured at typical floor in the building. Columns may vary in size depending on the floor level.

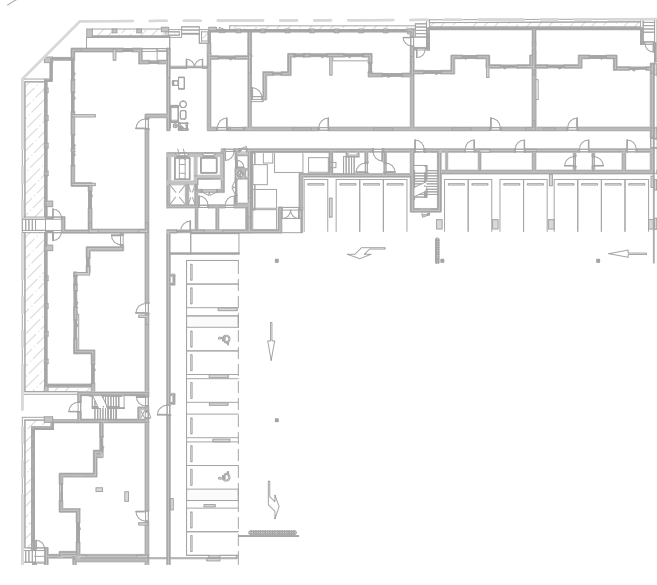


NOOR RESIDENCES

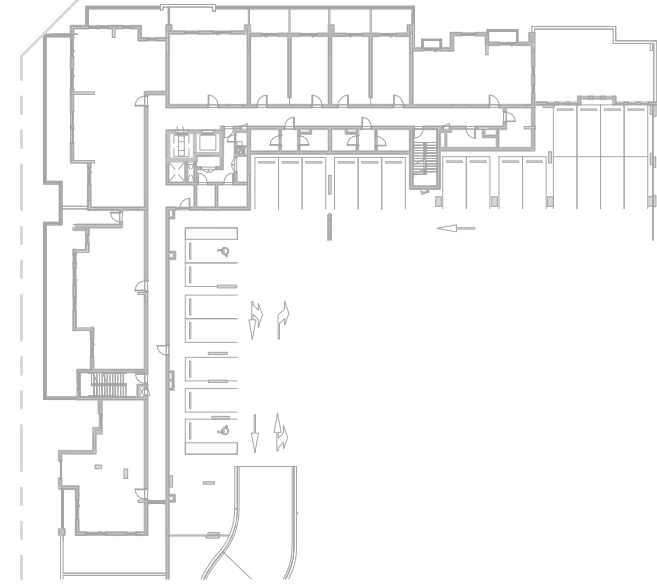
3 BEDROOM	TYPE 3C-2
UNIT NO.	212
SUITE AREA	152.95 m ² / 1646.3ft ²
COVERED TERRACE AREA	7.86m ² / 84.6ft ²
TOTAL AREA	160.81m ² / 1730.9ft ²
GARDEN TERRACE	135.42m ² / 1457.6ft ²



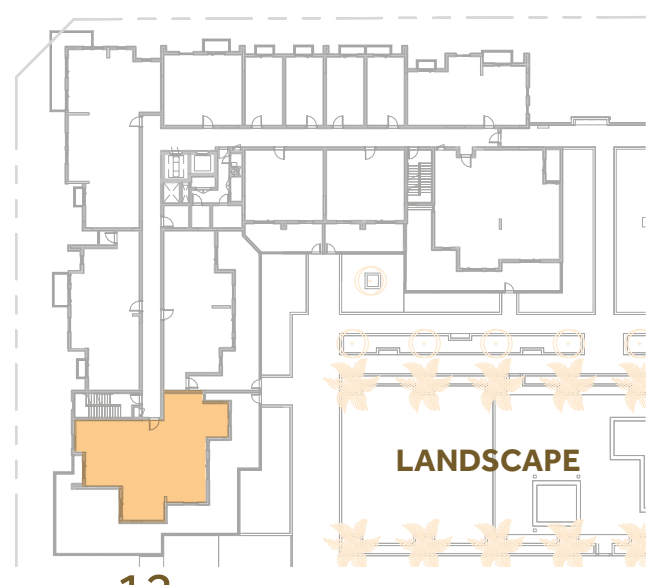
LEVEL
GF



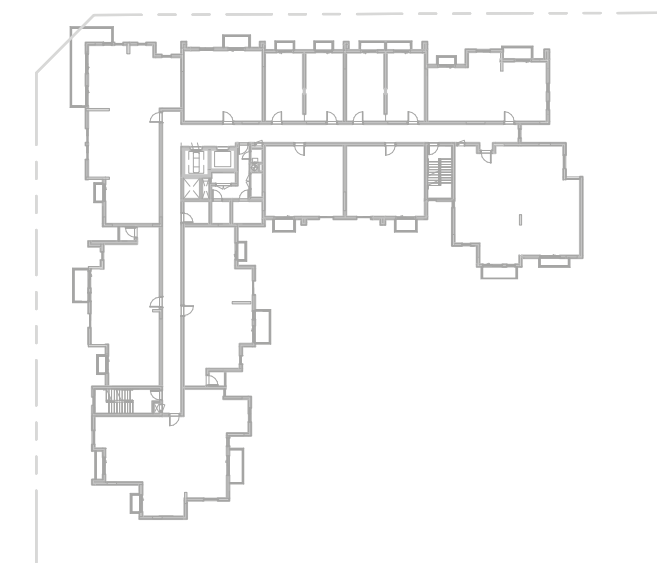
LEVEL
01



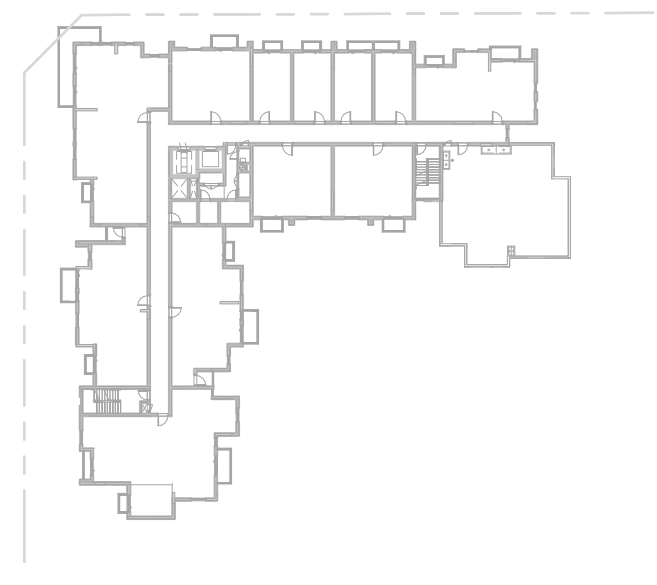
LEVEL
02



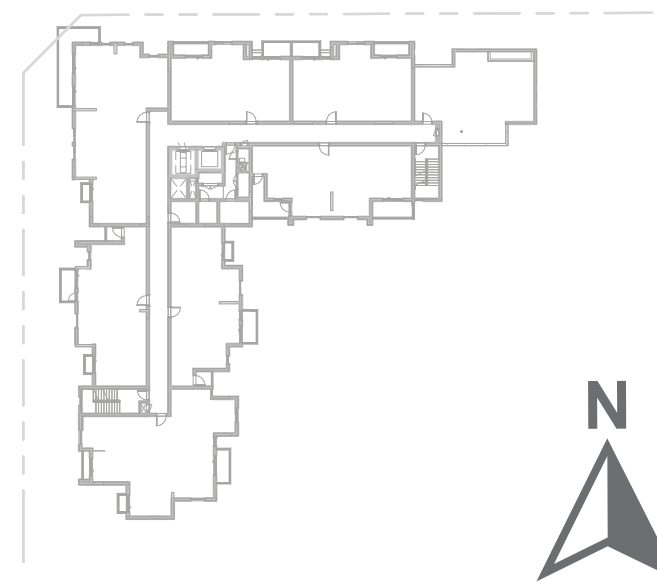
LEVEL
03-05



LEVEL
06



LEVEL
07



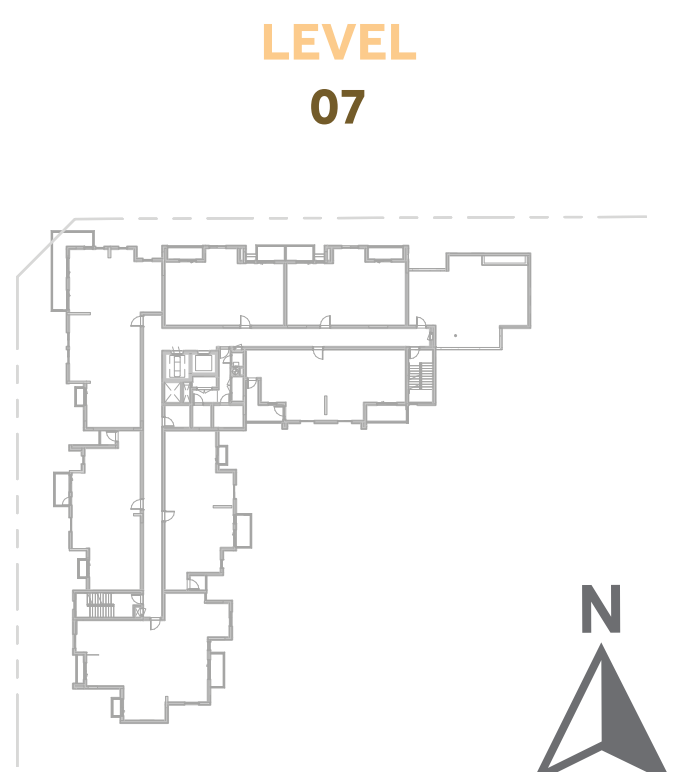
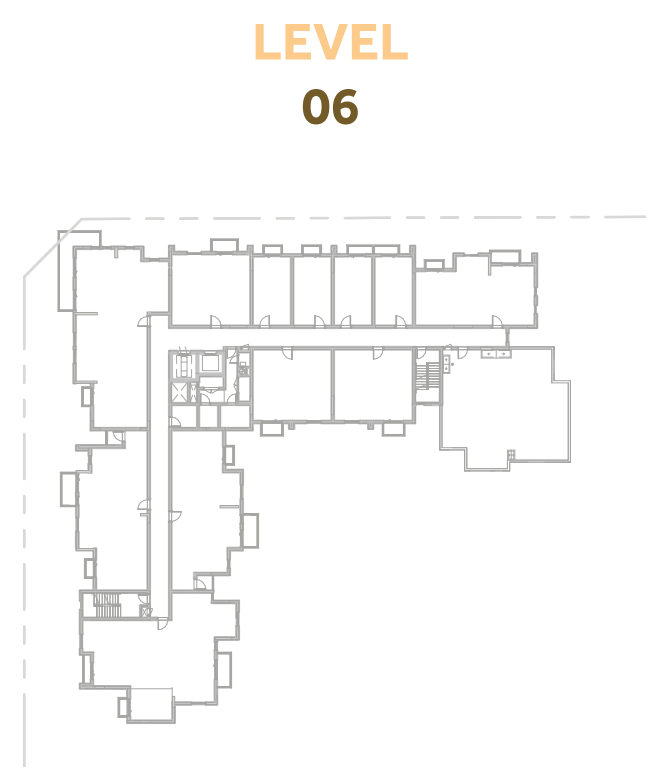
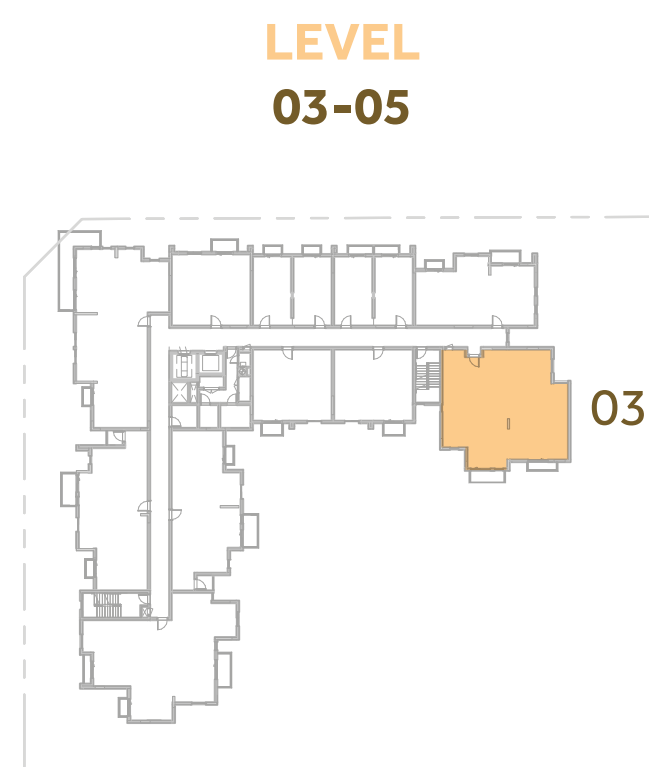
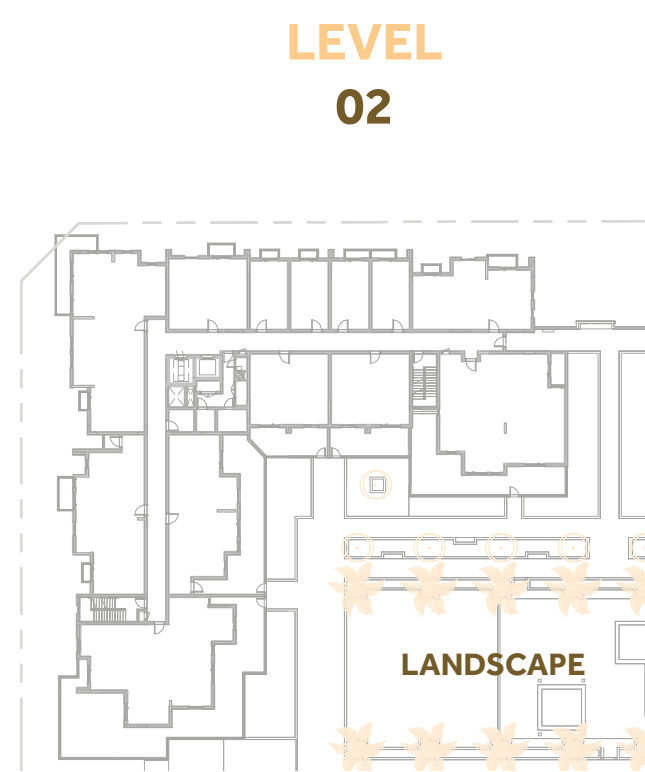
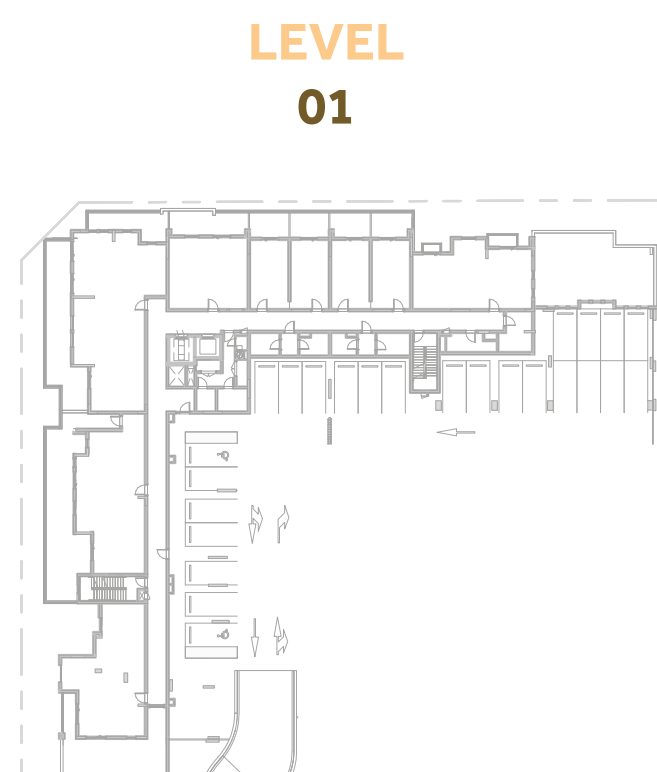
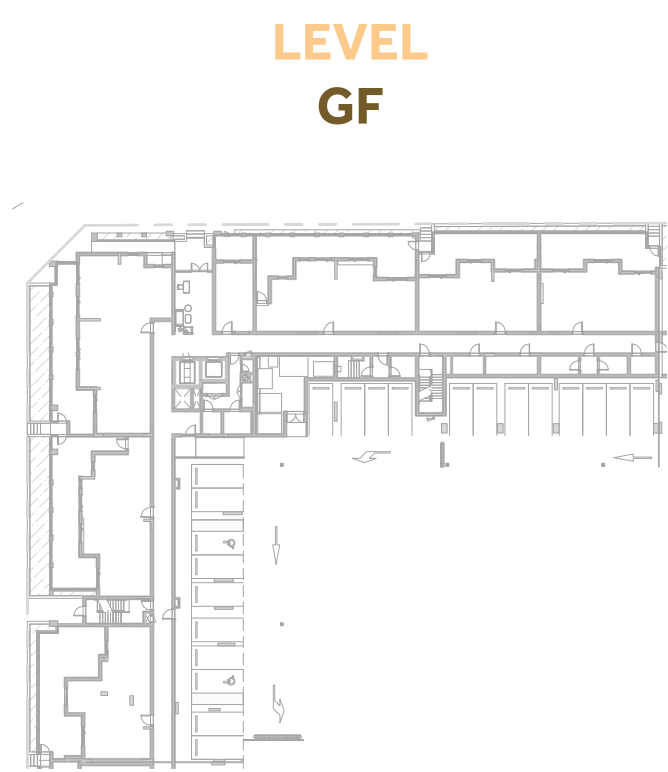
جزيرة مريم
MARYAM ISLAND

Disclaimer:
1. All room dimensions are measured to structural elements and exclude all finishes and construction tolerances. 2. All dimensions have been provided by our consultant architects. 3. All materials, dimensions and drawings are approximate. Information is subject to change without notice. 4. Actual suite area may vary from the stated area. Drawings not to scale. The developer reserves the right to make revisions. 5. Calculation of suite area is measured as the area bounded by the centre line of the demising or partition walls separating one unit from another unit, the exterior face of all exterior walls, and the exterior face of the corridor wall enclosing the adjoining unit. 6. Calculation of balcony area is measured as the area bounded by the centre line of the demising or partition walls separating one unit from another unit, the out most face of the enclosing guard and the external face of the unit adjoining the balcony. 7. The units are measured at typical floor in the building. Columns may vary in size depending on the floor level.



NOOR RESIDENCES

3 BEDROOM	TYPE 3E-1
UNIT NO.	303,403,503
SUITE AREA	156.49m ² / 1684.5ft ²
BALCONY AREA	6.85m ² / 73.7ft ²
TOTAL AREA	163.4m ² / 1758.2 ft ²



جزيرة مريم
MARYAM ISLAND

Disclaimer:

1. All room dimensions are measured to structural elements and exclude all finishes and construction tolerances. 2. All dimensions have been provided by our consultant architects. 3. All materials, dimensions and drawings are approximate. Information is subject to change without notice. 4. Actual suite area may vary from the stated area. Drawings not to scale. The developer reserves the right to make revisions. 5. Calculation of suite area is measured as the area bounded by the centre line of the demising or partition walls separating one unit from another unit, the exterior face of all exterior walls, and the exterior face of the corridor wall enclosing the adjoining unit. 6. Calculation of balcony area is measured as the area bounded by the centre line of the demising or partition walls separating one unit from another unit, the out most face of the enclosing guard and the external face of the unit adjoining the balcony. 7. The units are measured at typical floor in the building. Columns may vary in size depending on the floor level.

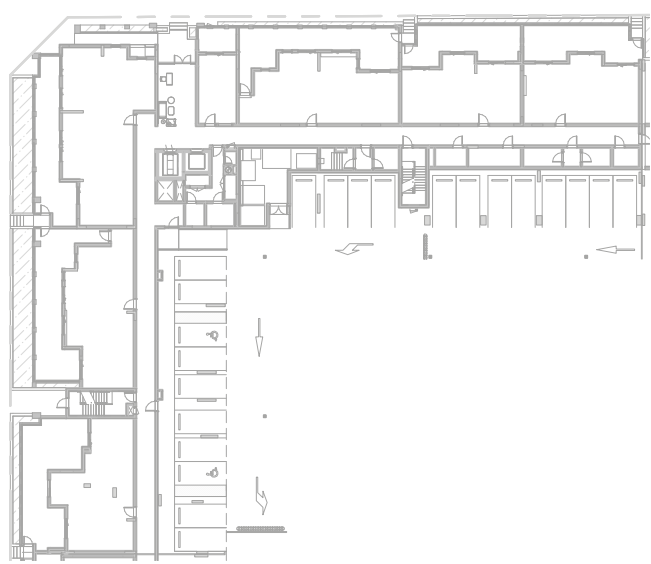


NOOR RESIDENCES

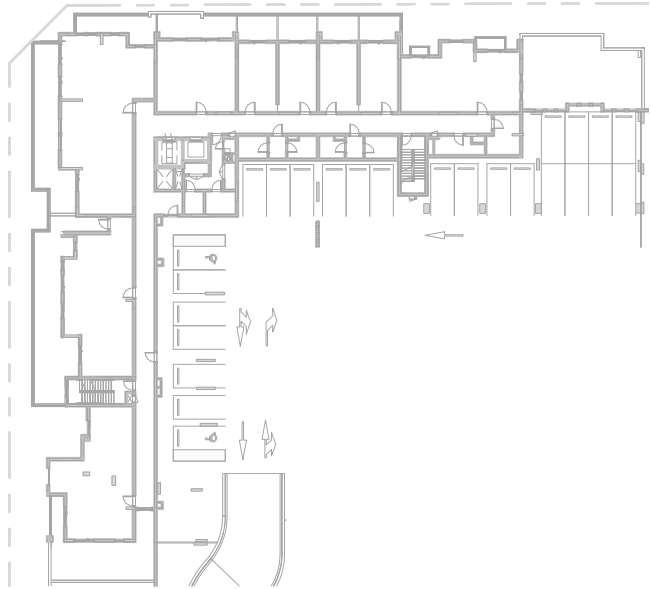
3 BEDROOM	TYPE 3E-2
UNIT NO.	203
SUITE AREA	156.57 m ² / 1685.3ft ²
COVERED TERRACE AREA	8.49m ² / 91.4ft ²
TOTAL AREA	165.06m ² / 1776.7 ft ²
GARDEN TERRACE	65.83 m ² / 708.6ft ²



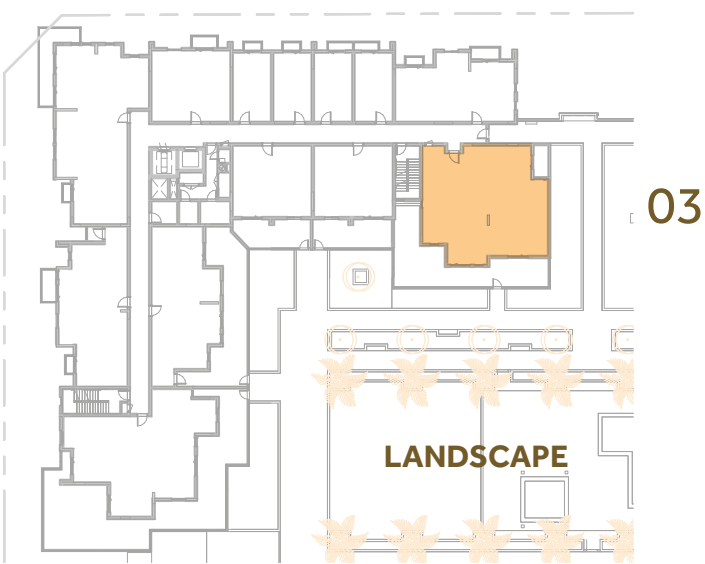
LEVEL
GF



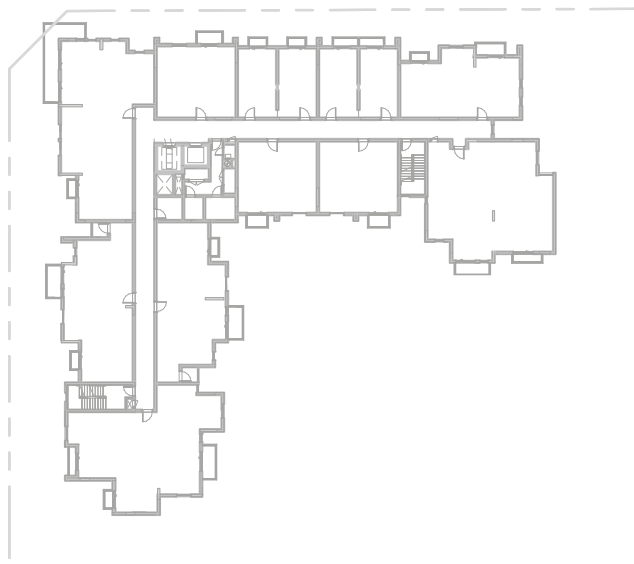
LEVEL
01



LEVEL
02



LEVEL
03-05



LEVEL
06



LEVEL
07



جزيرة مريم
MARYAM ISLAND

Disclaimer:
1. All room dimensions are measured to structural elements and exclude all finishes and construction tolerances. 2. All dimensions have been provided by our consultant architects. 3. All materials, dimensions and drawings are approximate. Information is subject to change without notice. 4. Actual suite area may vary from the stated area. Drawings not to scale. The developer reserves the right to make revisions. 5. Calculation of suite area is measured as the area bounded by the centre line of the demising or partition walls separating one unit from another unit, the exterior face of all exterior walls, and the exterior face of the corridor wall enclosing the adjoining unit. 6. Calculation of balcony area is measured as the area bounded by the centre line of the demising or partition walls separating one unit from another unit, the out most face of the enclosing guard and the external face of the unit adjoining the balcony. 7. The units are measured at typical floor in the building. Columns may vary in size depending on the floor level.